

Elements



 **Soft-Lite**
Windows
Integrating quality in light

Elements[®]

We live in a rapidly changing world. Global warming and the rising cost of energy have increasingly become major concerns for many.

We at Soft-Lite share the same concerns. Fortunately, we are in a unique position to help you do something about them.

Through intense research and development we have designed the highest-rated performing window in the industry — the Elements double-hung. This window far exceeds all industry standards for energy efficiency as well as air and water penetration, and durability.

More than any other, this window has a direct impact on lowering your energy bills and reducing your home's carbon footprint.



In addition to being energy conscious, Soft-lite works to be a good steward of the earth by minimizing waste and recycling all scrap materials in its state-of-the-art, automated robotics manufacturing plant.

When you purchase Soft-Lite Elements windows, you'll know you're doing something good for yourself, your family, and the environment.



 **Soft-Lite[®]**
Windows
Bringing quality to light.




THE SOFT-LITE PROMISE

Soft-Lite Windows has been manufacturing window products since 1934. During those years many things in our world have changed. One of the most dramatic changes has been the advancement in window design and manufacturing.

With the continually rising cost of energy becoming a major national concern it's important for window and door manufacturers to utilize technological advancements to develop the most energy efficient and durable products available.



Soft-Lite's commitment to energy efficiency traces back to its beginning. With our philosophy, our decades of experience, our state-of-the-art manufacturing plant, and the improved materials of today, the stage was set for us to create a window unlike any other in the industry.

We knew we wanted to offer the best-performing, most beautiful replacement window made today. None of the existing conventional window designs available in the industry met our demanding criteria. So, in early 2005 we set out to design and build "the window for a whole new generation of needs," and the Elements Window was born. As you read about this truly incredible window, watch for the white checkmark  that signifies INDUSTRY LEADING features. We think you'll be impressed.



Original manufacturing plant and office worker from 1934.



New state-of-the-art 200,000 sq. ft. robotics manufacturing facility.

THE ELEMENTS SCORE CARD

ELEMENTS PERFORMANCE RATINGS

Elements windows offer Industry-leading **AAMA GOLD LABEL CERTIFIED** performance and the best NFRC RATED U-factor in the window business. (For details, see page 15.)

AIR: .01cfm at 25mph
(30 times better than industry minimum)



WATER: DP55 56mph at 8" rain per hour (70% better than industry minimum)

STRUCTURAL: DP70 at 203mph WIND LOAD (2 times stronger than industry minimum)

OVERALL DESIGN PRESSURE: H-LC55

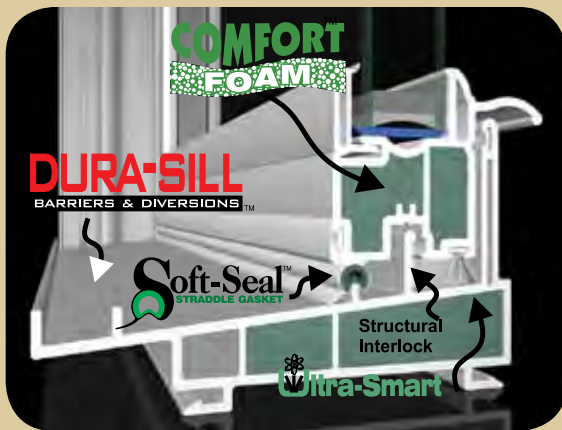
THERMAL: NFRC TESTED .16 U-factor with Ultimate™ Glass
(the best U-factor in the business)



Purchasing a window without knowing its AAMA and NFRC ratings would be like buying a car without knowing what its fuel mileage is!

WHAT MAKES ELEMENTS' RATINGS THE BEST? THESE INDUSTRY-LEADING FEATURES!

Comfort Foam™: We significantly decrease the U-factor by filling the extrusions with Comfort Foam. The expanding polyurethane insulation foam fills critical spaces in the extrusions and greatly improves the overall thermal effectiveness. (Pages 4 & 16)



Elements frames and sashes ARE NOT hollow like many competitors' windows.

- ✔ **Dura-Sill™** is the most unique window sill design in the industry, and is accountable for why its air, water, and structure ratings are so exceptional. It combines innovations such as:
 - ✔ • **Soft-Seal™:** Q-Lon® Neoprene compression sash gasket and rail uniquely wrap over a ledge to provide an additional barrier to air and water penetration. (Pages 4 & 16)
 - ✔ • Structural interlock in the bottom sash. (Pages 4 & 16)
 - ✔ • Tight mortise-cut, double-walled sill dam penetrates inside the jamb. This eliminates sealant application errors and air leaks as with lesser glued and butt-jointed single-walled sill designs. (Pages 4 & 16)
- ✔ **Super Spacer®** sealed metal-free **Health Smart®** insulated glass units. (Page 14)
- ✔ **Ultra-Smart®** triple-fin weather-stripping with Ultra-Fresh® Biocide. Six weather-strips equaling 600" of weather-stripping in an 84UI window. (Pages 5 & 16)
- ✔ **K-Beam™ Thermal Reinforcement with Kevlar®:** Five times stronger than steel, more than 700 times warmer than aluminum, and holds screws unlike fiberglass. Patent pending Soft-Lite® exclusive. (Page 17)
- ✔ **Endura-Force™ Balance System:** Made of Teflon®-coated 3/4" stainless steel that never needs lubrication or adjustment. Other systems use strings, pulleys, and wire springs in large metal housings that create a thermal short circuit in the window. (Page 17)
- ✔ **BetterVue™ Screens:** Provide better insect protection and beauty. (Page 16)



ELEMENTS' BEAUTY BEGINS ON THE SURFACE



Stunning NEW Cove-Mould Face on exterior creates a detailed wood-look.





The beauty of Elements starts with an elegant **cove-mould** face. Due to new World Class Stürtz robotic equipment, these windows have smooth micro-abraded corner seams, perfect welds, and very tight tolerances of 1/32". These features add to their elegance and eliminate air leaks.

The beauty of this window goes deeper, however, to what you can't see.

- Unique **invisible tilt hardware system (ILTIS®)** completely eliminates the traditional, unsightly tilt latches and enables one-touch operation of the tilt-in feature.

The inner beauty of Elements continues with the advanced design of our **Endura-Force™ balances** which out-perform all others. This system incorporates a Teflon® coated 3/4" heavy duty constant force balance that never needs adjusting, and has a buttery smooth operation.

(continued on page 4)

ELEMENTS' BEAUTY IS NOT JUST SKIN DEEP




The invisible tilt hardware system (ILTIS) enables easy, one-touch tilt-in operation.




Never clean miniblinds again. All patio doors and windows (except awning windows and some special shapes) are available with internal miniblinds in a tilt-only option. Certain restrictions apply. Available in white or beige.

OUR DOUBLE-HUNG OFFERS EVEN MORE WITH DURA-SILL™

(continued from page 3)

Dura-Sill™ is a  one-of-a-kind sill design in the window industry. Together with the Elements sash it combines interlocks, air locks, weather-stripping, water barriers, and diversions that work 24-7 to maximize energy efficiency. With this innovative sash/sill combination a gust of air would have to force its way around ten 90° turns, over one interlock, through a triple-fin weather-strip and between a Soft-Seal™ neoprene gasket and ledge before making its way into your home. Highly unlikely! *(Page 16)*

Combine that with the Comfort-Foam™ insulation which fills in each critical cavity of the sash and sill extrusions, and you now have the most energy efficient sill in the industry.

Finally, **Dura-Sill** is mortised and welded into the jamb, and it has special barriers and diversions designed right into it. Both of these features drastically reduce the possibility of water build-up on the sill, in the corners, or under the sash, making this an  industry leading feature.

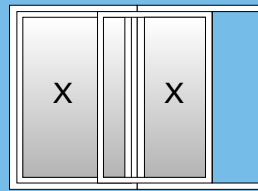
Smooth-n-Easy™ Integral Lift Rails are incorporated into the design of both our double-hung and slider windows. The design of the lift rail is significant, because it is an integral part of the profile — not part of the glazing bead which can work itself loose over time. Smooth-n-Easy is far superior to traditional snap-in style lift rails that frequently snap out.



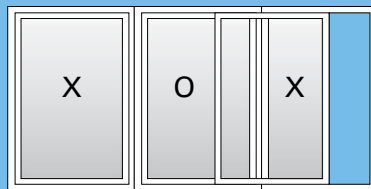
SLIDERS AND TILT-N-SLIDE WINDOWS

Think of the sliding window as a double-hung turned on its side! It combines all the features of a double-hung (without the need for balances). In addition, it offers you other window styles and operating choices.

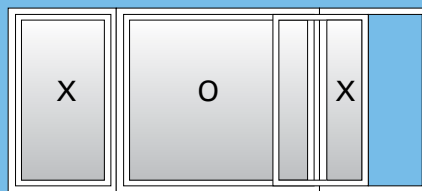
For instance, if you're looking for a wider window, you have the option to choose between 2-lite and 3-lite sliders. All of our slider sashes roll easily on corrosion-resistant brass rollers.



2-lite Slider




3-lite Slider (fixed center lite)
1/3-1/3-1/3 configuration (optional)



3-lite Slider (fixed center lite)
1/4-1/2-1/4 configuration (standard)

"O" designates fixed lites.
"X" designates operating lites.
All views interior.
Choose your preference of right-hand or left-hand operating lites.




A unique option in the Elements slider is the **Tilt-n-slide model**. The sashes of this window can open in, like a door, for incredibly easy cleaning! An industry leading  feature of this style is that we can make it as large as 60" x 60".



Elements' low-profile lock and keeper provide a clean sight line through the window on standard horizontal sliders.

SUPER SPACER®

One of the most impressive features of the Elements window is its "best in the industry" energy efficiency rating. With the Ultimate™ glass package included, it touts a U-factor of .16. There are a number of components that contribute to this U-factor, one of them being the metal-free **Super Spacer** that separates the three panes of glass and drastically reduces the transfer of cold conduction through the glass unit. For an in-depth look at how this system works please turn to page 14.




Close-up of UltraSmart triple-fin weather-strip used on all Elements windows. (Casement styles not included.)



Soft-Vent, when deployed, will limit sash travel to allow for ventilation.



Tight mortise-cut, double-wall sill dam extends inside the jamb, eliminating the need to caulk an open seam.




Robust strength in a low-profile, standard fold-down handle design. Easy to open and close handle and hardware last a lifetime.



Hidden corrosion-resistant steel locking claws engage in self-lubricating keepers, ensuring a positive, secure and weather-tight seal.



Multi-point lock activator engages or disengages multiple sash locks with one easy single lever design.



New invisible retention hardware system eliminates unsightly screen clips used on traditional casements.

CASEMENTS & AWNINGS


The Elements casement window is the epitome of perfect form and function in a specialty window. Designed with the clean lines of a picture window, it offers the added ventilation and freedom of opening the sash to the outdoors.

Casements provide many options. In addition to being used individually they can also be used as part of a bay or bow window, or in a multi-window configuration as shown on page 6 with picture, casement and awning windows.


The Elements casement window is designed with a single-lever lock handle that easily engages and locks multiple lock points within the casement mainframe when closed. The easy to use, durable, crank handle and hardware ensure that you will be able to open and close your casement windows with ease.



Elements casement windows open a full 90° for easy cleaning of both the inside and outside. (Egress hardware optional)



Casement interior view



Awning exterior view

Elements Casement windows offer industry-leading AAMA GOLD LABEL CERTIFIED performance and the best NFRC Rated U-factor in the window business.

Air: .01 cfm at 25 mph

Water: DP70, 64mph at 8" rain per hour


Structural: DP70, 203mph WIND LOAD

Overall Design Pressure: C-LC70

Thermal NFRC Tested: .16 U-factor with Ultimate glass

SPECIAL SHAPES

For special openings, we offer special shapes with matching frame profiles and glass options. All special shapes are custom built, like all of our windows, to your specifications.



Rectangle



Eyebrow EL




Circle Top EL



Full Circle



Octagon
(Octagon EL also available)



Hexagon
(Hexagon EL also available)



Circle Top



Half Eyebrow EL



Half Eyebrow



Quarter Circle



Triangle with Equal Sides



Eyebrow



Pentagon EL



Pentagon Left
(Right available)



Trapezoid Left
(Right available)



Triangle Left
(Right available)



Triangle EL




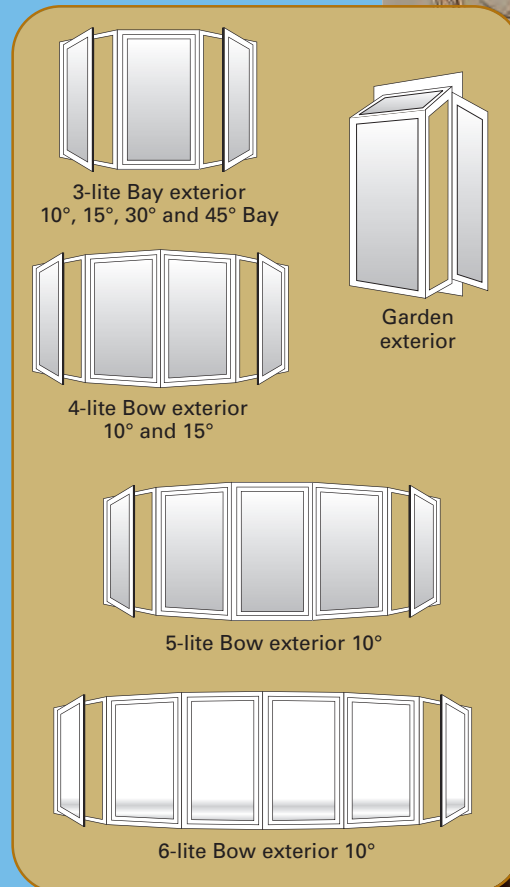
BOWS, BAYS & GARDEN WINDOWS

Experience Top-Of-The-Line Design, Craftsmanship, and Performance.


The latest trend in home design is toward opening up the living space. Elements Bay and Bow windows will make your rooms feel more welcoming and spacious by adding 3-dimensional depth and light. In addition, you'll benefit from improved energy efficiency, maintenance-free durability, and increased ventilation and visibility.

Elements bays, bows and garden windows are loaded with features – many of which other manufacturers charge extra for or omit altogether. To make these windows the best you can buy, we start by including many of the standard energy efficient features already described in this catalog. But, because 3-dimensional windows are unique, they require special attention to things like seats, headers and roofs. So, we've incorporated special features to keep them energy efficient, prevent them from sagging over time, and to ensure that they can be installed easily and tightly to your custom-sized openings.

- The window is encased in full 1-1/4" thick furniture-grade laminated hardwood seat, head and side jamb.
- The R-9 Super-Seat™ features high-density polyisocyanurate foam to ward off condensation and energy loss.
- Each mullion and the window frame are also fully insulated with Comfort Foam™ for maximum energy savings.
- The mulls are steel reinforced with solid steel threaded rods, and they are counter sunk into the seat.
- The mulls extend to the bottom edge of the window, which eliminates any butt joints that need caulking or could leak.
- Every Elements bay and bow window is available with your choice of Oak or Maple hardwood interior casing. This ensures a complete, one-stop professional installation.
- The seat comes standard in white birch. Options include oak, a variety of laminates, Corian®, and custom matching stains and varnish.
- CNC designed and factory pre-cut and pre-shaped Roof Systems ensure a perfect fit for any bay or bow no matter what size or shape. The roof will be a perfect fit every time and will eliminate numerous hours of installer time at your home.
- Roofs are available in 16 oz. real copper, and 28 decorator Kynar 500™ colors on 32-gauge aluminum.
- Comes standard with 17 1/2" projection.



A. Threaded steel rod and chain bracing system provide sag-free support. (Knee brackets must be installed if roof overhang prevents use of chain system.)
B. Factory finished interior edge banding is beautiful protection for your Super-Seat™.
C. 1.25" thick furniture grade hardwood.



D. Insulated seatboard with 3/4" exterior capped plywood. Super Seat™ Dow® Foam 3" thick sandwich with R-9 performance for maximum thermal protection; also fights condensation.
E. Mull cover plates ensure no butt-joints to caulk or leak.
F. Factory-capped underside: beautiful lines, consistent water shed.



G. Exclusive welded sill pan (highlighted in blue) eliminates water penetration. The unique design provides a built-in weep system and a smooth finish on the exterior surface of the seat board.
H. All window and mull cavities are insulated completely with Comfort-Foam™ for maximum energy efficiency.





5-lite Bow Window

GARDEN WINDOW

The Elements Garden Vue™ window offers clean lines with lasting durability. It's features include:

- 30° roof slope for efficient water shedding.
- Specially built trapezoidal operating side casements that open wide for ventilation.
- Dual compression seals and locking hardware provide air and water tightness.
- Weep channels keep the interior dry.
- Adjustable height PVC-coated shelves or optional glass shelves.
- Seatboard is resistant to mold, mildew, fading, discoloration, warping, peeling and delamination.





THERMAL GLIDE™ DOORS

The Elements Thermal Glide Door is a great choice for comfort and durability. Fully loaded with top-of-the-line features, it is the work-horse of the industry.

- Thermal Glide has an AAMA Air rating of .09cfm at 25mph; that's 20 times better than industry standards.
- Thermal Glide comes with a 1-point locking mechanism and an optional 4-point multi-directional locking system upgrade.

✓ Available in Exterior foil laminates.

- The sill is fiberglass, which means it's very sturdy, will hold up well to traffic for many years, and won't rot or warp. Because it's not metal, it won't conduct cold, which makes your door more energy efficient.
- The fusion-welded sashes have reinforced stiles with .065mm treated aluminum. The vinyl walls of the sash and frame extrusions are also very thick at .080mm.
- Soft-Lite weather-stripping incorporates an anti-microbial to fight against mold, mildew and fungus growth between the weather-strip fibers.
- The sliding screen door is built to remain strong. It is a heavy duty extruded and mitered aluminum screen door which resists twisting, warping and "rack jumping."
- Frames and sashes are welded at the plant and two-panel doors are shipped fully assembled.*
 ✓ All the installer must do is put the door in the opening and trim it in. Prior to shipment your door will have been placed in a jig, and operated to ensure that it rolls, closes, and locks smoothly. This contrasts drastically with many manufacturers who ship their frame separately, requiring that it must be assembled, screwed with gaskets and caulked right at the job site.

*Center panel is packaged separately on 3-panel doors.



Heavy duty brass rollers provide smooth operation.



Single-lock handles come standard in powder coated paint colors of white, cream-white, beige, and brown. Other color options include brass, antique brass, and nickel.

Our deluxe handles provide multi-point locking security by locking the door in four locations. The locks are made from zinc in order to protect against corrosive materials while still maintaining structural strength (all of the internal springs are made from stainless steel).



Brass

Nickel



5'0" x 6'8"



6'0" x 6'8"



8'0" x 6'8"



9'0" x 6'8"



12'0" x 6'8"

"X" designates operating panel.
 "O" designates fixed panel.

All perspectives viewed from outside looking in.
 Choose your preference of right-hand or left-hand operating panels.

ELEMENTS OFFERS THE ULTIMATE IN COLOR CUSTOMIZATION



VINYL COLOR CHOICES

A completely color-matched house is now a reality with Soft-Lite's Sure-Coat™ custom matching system, Interior Woodgrain colors, and Delta-E™ Exterior Foil Laminates. The possibilities are endless. (Actual color samples may vary from printed brochure. See your Soft-Lite Representative for more precise color representations.)

Standard Interior/Exterior Vinyl Colors

The beautiful satin finish of Soft-White™ is an extruded colorfast white that was the winning choice of focus group surveys against competitive "white" windows.



*Garden Window not available in beige.

Interior Woodgrain Colors*

Very few manufacturers offer the variety of woodgrains from light to dark that Soft-Lite offers. Now your windows inside can be as beautiful as your fine furniture.



*Not available in Garden Windows.


Sure-Coat™ Exterior PVC Bond Colors

Additional custom colors are available to match any exterior. For a small fee, we'll send your color sample to our World Class color supplier for a perfect match. SureCoat is warranted for 10 years. Please see your Soft-Lite Representative for details about our custom color program!




DELTA-E™ Exterior Foil Laminates*

Delta-E™ Reflective Exterior Foil Laminates are a step up from Sure-Coat in longevity.



*Garden Windows not available in Exterior Foil Laminates.

Sure-Coat™ Exterior PVC Bond Colors Matched to Foil Laminates



DECORATIVE GRIDS



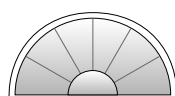
Flat grids



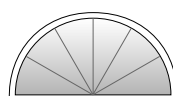
Contour grids

Both our Flat and Contour grids are offered in all the interior and exterior colors of the windows. Your home will be completely color-matched!

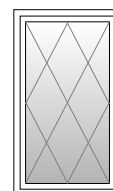
They are also offered in a variety of options. Grid patterns vary based on size and configuration of window. See your Soft-Lite Retail Representative for more precise color representations and configuration availability.



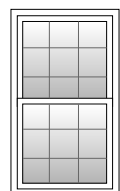
Sun Burst (flat only)



Star Burst (flat and contour)



Diamond (flat only)



Colonial (flat and contour)

AIR INFILTRATION

COMPARISON

Why Do Windows Leak Air?

Poorly designed windows don't have the built-in airtlocks, weather-stripping, and barriers necessary to keep air from forcing its way in. Without these design features air will push between the sash meeting rails and around the sash perimeter.

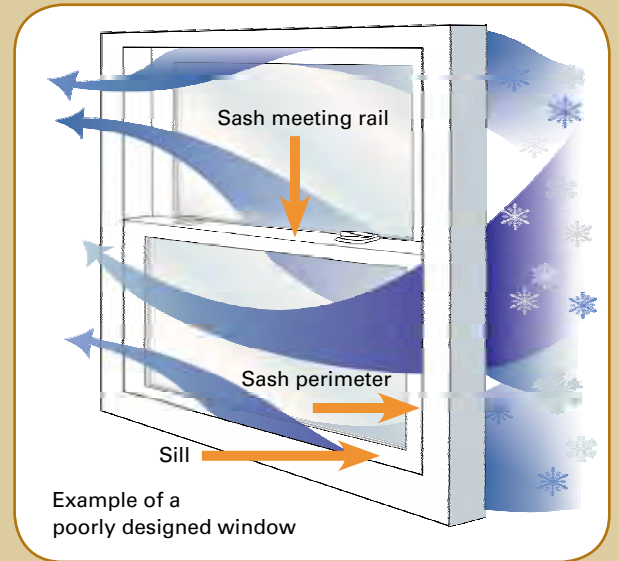
We know how uncomfortable a home with leaky windows is. So, to keep you comfortable, we loaded the Elements window with weather barriers that go

far beyond the industry standard and other manufacturer's window designs. The Elements window is so superior that it leaks only a fraction of what all other typical vinyl and wood windows leak.

The Elements window has earned the prestigious AAMA Gold Label Certification for air performance.



AREAS OF AIR INFILTRATION



Consider this: 23 Elements windows combined LEAK THE SAME AMOUNT OF AIR as JUST ONE traditional wood residential double hung window! And, 15 Elements windows combined LEAK THE SAME AMOUNT OF AIR as JUST ONE traditional vinyl residential high performance double hung window.

AIR INFILTRATION COMPARISON CHART

CFM (Cubic feet per minute) =	GALLONS =	12 oz. SODA Cans
Elements .01 CFM of air leakage per minute	 0.075 gallons of air leakage per minute	 0.8 soda cans of air leakage per minute (9.6 oz/min)
Traditional Vinyl Residential High Performance Double Hung Windows (Alside/Simonton/Champion) .15 CFM avg. of air leakage per minute Industry Average Range from 0.11CFM to 0.21CFM*	 1.125 gallons of air leakage per minute	 12 soda cans of air leakage per minute (144 oz/min)
At the above rate Elements windows are 15 times more air tight than traditional vinyl residential high-performance double-hung windows.		
Traditional Wood Residential Double Hung Windows (Pella/Marvin/Jen-Weld/Andersen) .23 CFM avg. of air leakage per minute Industry Average Range from 0.12CFM to 0.30CFM*	 1.725 gallons of air leakage per minute	 18.4 soda cans of air leakage per minute (220.8 oz/min)
At the above rate Elements windows are 23 times more air tight than traditional vinyl residential high-performance double-hung windows.		
Industry Standard** .30 CFM of air leakage per minute	 2.25 gallons of air leakage per minute	 24 soda cans of air leakage per minute (288 oz/min)

*References valid as of October 1, 2010 based on our competitors' websites and independent testing.

**Industry Standard: AAMA (American Architectural Manufacturer's Association) has set the Industry standard for Maximum Allowable Air Infiltration at .30 CFM (Cubic feet per minute) during a 25 mph wind. This is equal to 2.25 gallons or 24 soda cans of air leaking through the window every minute!

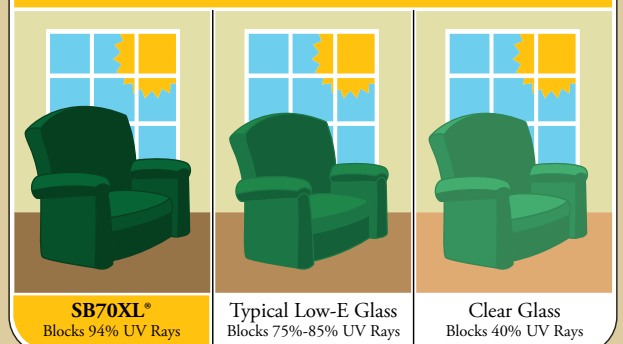
FADE

PROTECTION



SolarBan® 70XL (SB70XL®) provides fade protection for all your home furnishings. UV light is responsible for up to 40% of fading damage. Now you can protect your furnishings with SB70XL® which blocks 94% of all harmful ultraviolet light.

SB70XL® Fade Protection makes a HUGE difference over time!



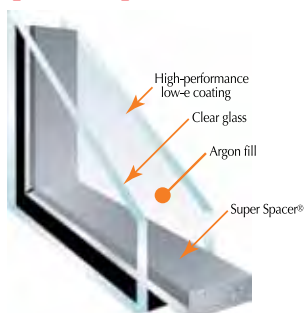
CUSTOMIZE YOUR WINDOWS WITH THESE GREAT OPTIONS

ENERGY EFFICIENT GLASS

Our technologically-advanced, robotically manufactured insulated glass packages offer a choice of insulation performance which can be tailored to your geographic location and directional sun exposure. This ability to fine tune your windows' performance can assure maximum energy savings and resistance to condensation.



Low-e Glass with Super Spacer



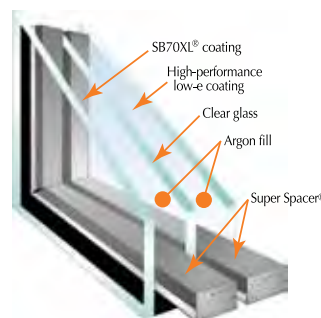
Double pane with low-e, Argon, and Super Spacer®

- Overall IGU Thickness (OT): 7/8"
- Center of Glass (COG) U-Factor: 0.26
- R-Value (whole window): R-3.7

This window is Energy Star qualified in North, North-Central, and South-Central zones. Upgrade of Solar Low-e qualifies window in South zone and provides U-factor: 0.26; SHGC: 0.20; and Visible Transmittance: 0.46.

ENERGY STAR® Qualified in Highlighted Regions	
	SoftLite® Windows Bringing quality to light. VINYL DOUBLE HUNG ELEMENTS Double Glazing, Argon Fill, Low-E
ENERGY PERFORMANCE RATINGS	
U-Factor (U.S./I-P)	Solar Heat Gain Coefficient
0.27	0.28
ADDITIONAL PERFORMANCE RATINGS	
Visible Transmittance	Condensation Resistance
0.51	59
<small>Manufacturer stipulates that these ratings conform to applicable NFRC procedures for determining whole product performance. NFRC ratings are determined for a fixed set of environmental conditions and a specific product size. NFRC does not recommend any product and does not warrant the suitability of any product for any specific use. Consult manufacturer's literature for other product performance information.</small>	

SOLAR ULTRA GLASS™



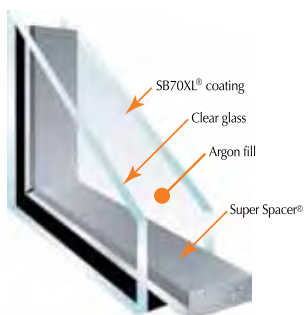
Triple pane with low-e, SB70XL®, Argon, and Super Spacer®

- Overall IGU Thickness (OT): 1"
- Center of Glass (COG) U-Factor: 0.10
- R-Value (whole window): R-5.26

This window is Energy Star qualified in ALL climate zones. NO UPGRADE NEEDED.

ENERGY STAR® Qualified in Highlighted Regions	
	SoftLite® Windows Bringing quality to light. VINYL DOUBLE HUNG ELEMENTS Triple Glazing, Argon Fill, Low E
ENERGY PERFORMANCE RATINGS	
U-Factor (U.S./I-P)	Solar Heat Gain Coefficient
0.19	0.18
ADDITIONAL PERFORMANCE RATINGS	
Visible Transmittance	Condensation Resistance
0.37	72
<small>Manufacturer stipulates that these ratings conform to applicable NFRC procedures for determining whole product performance. NFRC ratings are determined for a fixed set of environmental conditions and a specific product size. NFRC does not recommend any product and does not warrant the suitability of any product for any specific use. Consult manufacturer's literature for other product performance information.</small>	

SOLAR Low-e



Double pane with SB70XL®, Argon, and Super Spacer®

- Overall IGU Thickness (OT): 7/8"
- Center of Glass (COG) U-Factor: 0.25
- R-Value (whole window): R-3.84

This window is Energy Star qualified in ALL climate zones. NO UPGRADE NEEDED.

ENERGY STAR® Qualified in Highlighted Regions	
	SoftLite® Windows Bringing quality to light. VINYL DOUBLE HUNG ELEMENTS Double Glazing, Argon Fill, Low E
ENERGY PERFORMANCE RATINGS	
U-Factor (U.S./I-P)	Solar Heat Gain Coefficient
0.26	0.20
ADDITIONAL PERFORMANCE RATINGS	
Visible Transmittance	Condensation Resistance
0.46	59
<small>Manufacturer stipulates that these ratings conform to applicable NFRC procedures for determining whole product performance. NFRC ratings are determined for a fixed set of environmental conditions and a specific product size. NFRC does not recommend any product and does not warrant the suitability of any product for any specific use. Consult manufacturer's literature for other product performance information.</small>	

Ultimate Glass™



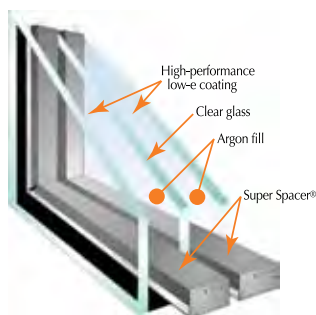
Triple pane with low-e, Krypton, and Super Spacer®

- Overall IGU Thickness (OT): 1"
- Center of Glass (COG) U-Factor: 0.10
- R-Value (whole window): R-6.25

This window is Energy Star qualified in ALL climate zones. NO UPGRADE NEEDED.

ENERGY STAR® Qualified in Highlighted Regions	
	SoftLite® Windows Bringing quality to light. VINYL DOUBLE HUNG ELEMENTS Triple Glazing, Krypton Fill, Low-E
ENERGY PERFORMANCE RATINGS	
U-Factor (U.S./I-P)	Solar Heat Gain Coefficient
0.16	0.24
ADDITIONAL PERFORMANCE RATINGS	
Visible Transmittance	Condensation Resistance
0.40	73
<small>Manufacturer stipulates that these ratings conform to applicable NFRC procedures for determining whole product performance. NFRC ratings are determined for a fixed set of environmental conditions and a specific product size. NFRC does not recommend any product and does not warrant the suitability of any product for any specific use. Consult manufacturer's literature for other product performance information.</small>	

ULTRA GLASS™



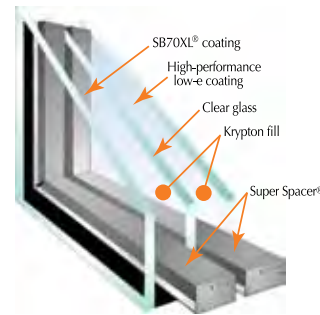
Triple pane with low-e, Argon, and Super Spacer®

- Overall IGU Thickness (OT): 1"
- Center of Glass (COG) U-Factor: 0.15
- R-Value (whole window): R-5.26

This window is Energy Star qualified in ALL climate zones. NO UPGRADE NEEDED.

ENERGY STAR® Qualified in Highlighted Regions	
	SoftLite® Windows Bringing quality to light. VINYL DOUBLE HUNG ELEMENTS Triple Glazing, Argon Fill, Low E
ENERGY PERFORMANCE RATINGS	
U-Factor (U.S./I-P)	Solar Heat Gain Coefficient
0.19	0.24
ADDITIONAL PERFORMANCE RATINGS	
Visible Transmittance	Condensation Resistance
0.40	71
<small>Manufacturer stipulates that these ratings conform to applicable NFRC procedures for determining whole product performance. NFRC ratings are determined for a fixed set of environmental conditions and a specific product size. NFRC does not recommend any product and does not warrant the suitability of any product for any specific use. Consult manufacturer's literature for other product performance information.</small>	

SOLAR Ultimate Glass™



Triple pane with low-e, SB70XL®, Krypton, and Super Spacer®


- Overall IGU Thickness (OT): 1"
- Center of Glass (COG) U-Factor: 0.10
- R-Value (whole window): R-6.25

This window is Energy Star qualified in ALL climate zones. NO UPGRADE NEEDED.

ENERGY STAR® Qualified in Highlighted Regions	
	SoftLite® Windows Bringing quality to light. VINYL DOUBLE HUNG ELEMENTS Triple Glazing, Krypton Fill, Low E
ENERGY PERFORMANCE RATINGS	
U-Factor (U.S./I-P)	Solar Heat Gain Coefficient
0.16	0.18
ADDITIONAL PERFORMANCE RATINGS	
Visible Transmittance	Condensation Resistance
0.37	74
<small>Manufacturer stipulates that these ratings conform to applicable NFRC procedures for determining whole product performance. NFRC ratings are determined for a fixed set of environmental conditions and a specific product size. NFRC does not recommend any product and does not warrant the suitability of any product for any specific use. Consult manufacturer's literature for other product performance information.</small>	

THE INNOVATIVE TECHNOLOGY BEHIND

ELEMENTS INSULATED GLASS



1. Thermoset silicone foam matrix.
2. Proprietary multi-layer vapor barrier.
3. Structural adhesive combines with perimeter edge sealant for dual-seal performance and durability.

SUPER SPACER®...THE TrueWARM® SPACER

Elements Windows are only produced with SUPER SPACER – the world’s only 100% foam, METAL FREE Warm Edge sealing system. Super Spacer blocks the heat escape path and provides one of the best thermal performances in the industry.

Metal Free Super Spacer is flexible and resists stress. Metal spacers are rigid, resulting in seal failure from seasonal temperature changes; the less metal you have, the lower your U-factor, and the more energy efficient your window is.



Super Spacer fights condensation and mold like no other warm edge spacer.

SUPER SPACER® MINIMIZES CONDENSATION

The primary window condensation culprit is the spacer between the glass panes. Common spacers made with metal conduct heat and cold, causing condensation at the edge of the glass. Only a warmer edge surrounding the glass will strike at the heart of the problem.

The world’s only TrueWARM® edge occurs with Super Spacer, the insulating foam spacer that reduces condensation and allows for comfortable household humidity levels.

- **Metal spacers** cause condensation, which is unsightly, and can lead to stained wood, peeling paint, and rotted frames.
- **Window condensation** contributes to mold growth inside window and wall openings.
- **Mold** has been linked to child asthma and increases in general respiratory illness, allergies, and outbreaks of fungal diseases.

2




Full-Metal Spacer
With conventional metal spacers, condensation is a fact of life.

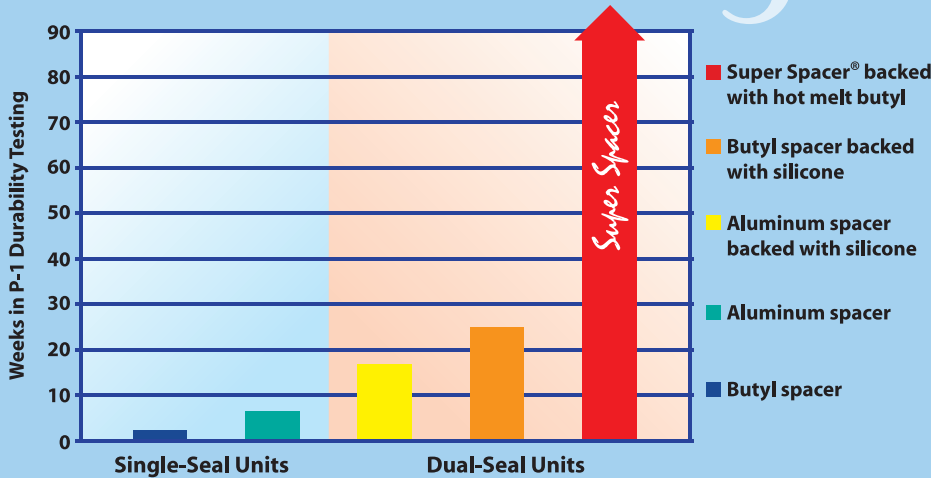
Metal-Free Super Spacer®
Dramatically reduces interior condensation.

SuperSpacer gives you up to **+16.6°** warmer temperatures at the edge of the glass.

Test conditions:
Outside temp.: 0°F ±2°F Inside temp.: 70°F ±2°F

P-1 DURABILITY TEST

3



The P-1 test is considered to be the world’s toughest durability test. All units are continuously exposed to 140°F (60°C), 95-100% humidity and constant UV bombardment. Each week of testing is equivalent to approximately one year of actual field use. Super Spacer units have also tested to show a loss of less than 1% Argon gas in 5-years of service life simulation.

STRENGTH

Super Spacer sealed units have up to twenty times the life expectancy of single seal insulating glass systems. The P-1 durability test at left shows the dramatic difference Super Spacer makes in the longevity of your insulated glass system.

WORLDWIDE CERTIFICATION

Super Spacer has met the following global standards:

- | | |
|---|--------------------------|
| North America – HIGS ASTM E2188, E2189, E2190 | CEN 1279 – Parts 2 & 3 |
| USA – ASTM E773/E774 | Great Britain – BSI 5713 |
| Dade County Hurricane Test | Norway – NBI Testing |
| Canada – CGSB 12.8 M-90 | China – GB11944 – 1989 |
| Germany – DIN 1286 Teil 1 & 2 | Spain – SELLO-INCE |
| | France – CSTB |

INDUSTRY EXPERT TESTS PROVE

ELEMENTS WINDOWS TOP THE LIST

Elements Double-Hung Windows have been certified to meet the **INDUSTRY-BEST** standards. No other can compete in **OVERALL PERFORMANCE**.



ABOUT NFRC RATINGS

The National Fenestration Rating Council (NFRC) is a third party, non-profit organization that administers the only uniform, independent rating and labeling system for the energy performance of windows, doors, skylights, and attachment products. The NFRC label on your windows is specific to the overall thermal performance of the specimen window tested by NFRC (www.nfrc.org).


What the ratings on the label mean:

U-Factor – The lower the U-Factor the better the window’s overall thermal performance. The glass package, the window’s material, and its components all affect the rating.

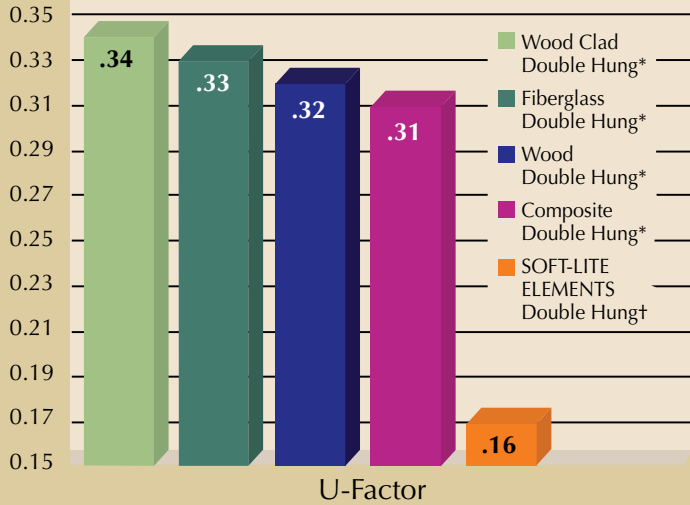
Solar Heat Gain Coefficient – A measurement of how well products block heat caused by sunlight. The rating is expressed as a number between 0 and 1. The lower the number the better which also means less solar heat is transmitted through the window.

Visible Transmittance – A measurement of how much light comes through the window. Expressed as a number between 0 and 1, the higher the VT the better.

Condensation Resistance – A measurement of how well the window resists condensation on the glass. The higher the number the better.



NFRC THERMAL TEST RESULTS for THERMAL PERFORMANCE



* No Triple Pane glass

† Ultimate triple-pane with low-e (2), low-e (5) and Super Spacer®



Manufacturer of Certified Products

ABOUT AAMA CERTIFICATION

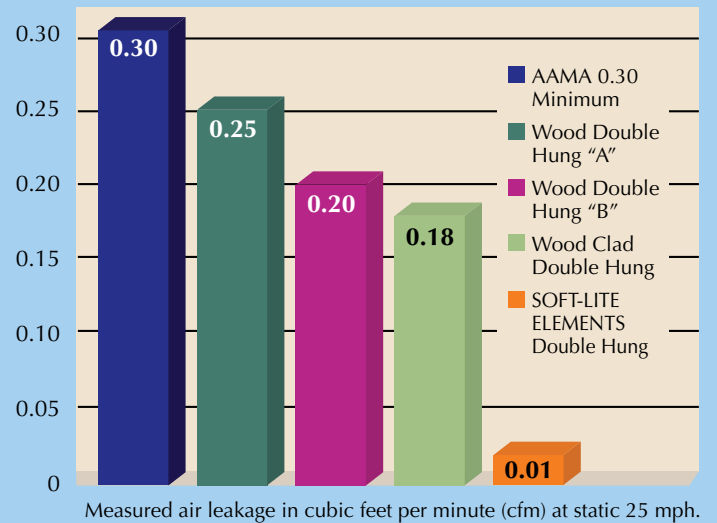
The American Architectural Manufacturers Association (AAMA) is the nationally recognized accrediting source for structural design performance of windows and doors.

If you demand windows and doors that meet stringent performance standards, just look for the AAMA Certification Label. Products that have earned the right to display this label have had a sample unit pass independent laboratory tests, and only products that bear this prestigious label are certified by the manufacturer. Plus, production lines for windows and doors in the AAMA Certification Program are subject to two unannounced annual inspections.

AAMA PERFORMANCE RATINGS

AAMA Criteria	Industry Minimum	Soft-Lite Elements	Results
AIR	.30	.01	30 x better
WATER	33 mph	56 mph	70% better
STRUCTURAL LOAD	94 mph	203 mph	more than 200% better

AAMA GOLD LABEL CERTIFICATION for AIR PERFORMANCE



The AAMA Authorized Label: Our symbol of certification, your sign of performance!



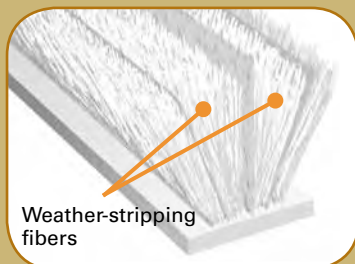
When windows & glass doors carry these labels, it's a sign that they have met all the requirements of the AAMA Certification Program.

WHAT MAKES ELEMENTS A GREAT WINDOW?

- Tremendous energy efficiency
- Unsurpassed durability
- Completely maintenance free
- Easy operation
- Strong warranty
- Reliable, established manufacturing and installation

Ultrasmart™ Weather-Stripping


All Elements windows feature UltraSmart™ weather-stripping. This extremely innovative weather-strip combines the effectiveness of Ultrafab® Tri-Fin® Gold Series gaskets with Ultra-Fresh® anti-microbial biocide protection. The resulting benefit is extremely high protection around the perimeter of all sashes from drafts, airborne bacteria, pollen, mold and mildew spores, and fights the growth of mold on the weather-strip material. This weather-stripping helps keep indoor air clean for those with allergies.



The combination of the triple-fins and biocide maintains the integrity of the fibers and prevents the weather-stripping from deteriorating and collapsing over time. When weather-stripping isn't treated with anti-microbial protection, moisture and microbes begin to grow among the fibers resulting in a sticky mass that gets smashed over and crimped. This ruins the effectiveness of the weather-stripping.

uPVC Frames and Sashes

All of our windows are made using the finest quality, unplasticized Polyvinyl Chloride. They will never rot like wood windows or corrode like metal windows. uPVC conserves energy better than other materials. It never needs refinishing with environmentally harsh stains or varnishes, and it lasts longer than wood and other materials. Our windows are also permanently fused together on robotic 4-point welding equipment. They will never separate, unlike inferior screwed or stapled wood, metal and vinyl windows that can separate and leak air or water.

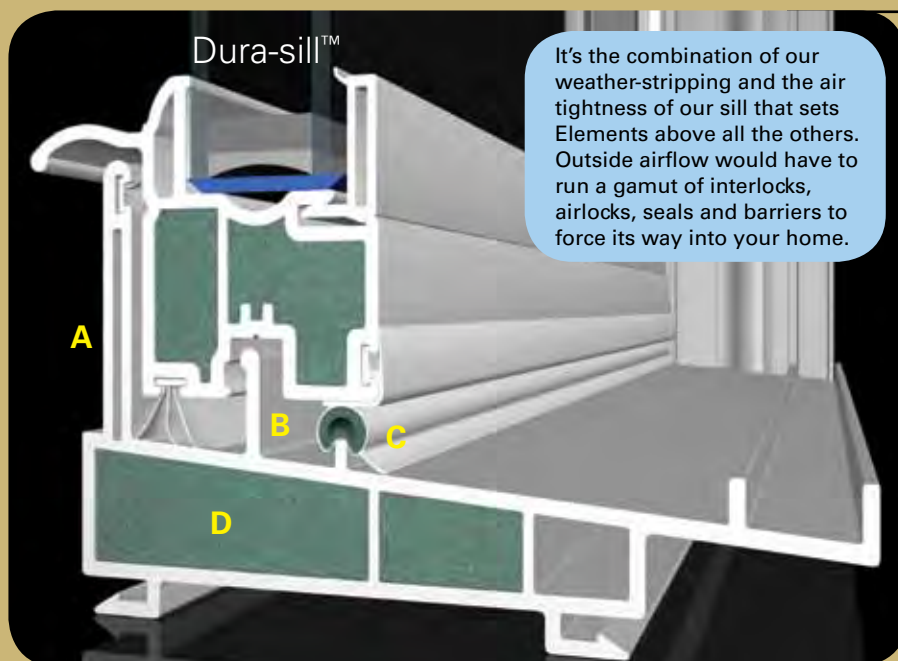


Elements Windows come loaded with benefits that meet demanding customers needs.

1. Comfort-Foam™ Insulation — Dramatically increases thermal efficiency and makes your home more comfortable.
2. Ultrasmart™ Weather-Stripping — provides extreme protection against drafts and air-borne bacteria, pollen, and mold.
3. SuperSpacer® — World's only 100% foam spacer greatly minimizes condensation.
4. Cove-Mould Face — Exterior face is designed to replicate beautiful wood moulding.
5. Energy Efficient Glass — Our technologically-advanced insulated glass packages can be tailored to your geographical location and directional sun exposure.
6. K-Beam™ Thermal Reinforcement — Five times stronger than steel, more than 700 times warmer than aluminum.
7. Endura-Force™ Balance System — This state-of-the-art balance system provides buttery-smooth operation that never needs lubrication or adjustment.
8. Dura-Sill™ — Combines thermal efficiency and impressive protection against air and water infiltration, and structural damage during extreme weather conditions.

BetterVue Screens™

All Elements windows come standard with our high-definition, fiberglass insect screening, which provides improved light transmittance and airflow while increasing insect protection. BetterVue™ screens are easier to look through from the inside and they provide better curb appeal from the outside. Optional on Thermal-Glide™ patio doors.



It's the combination of our weather-stripping and the air tightness of our sill that sets Elements above all the others. Outside airflow would have to run a gamut of interlocks, airlocks, seals and barriers to force its way into your home.

Dura-sill™ — one-of-a-kind sill design

- A. A unique sill dam which extends into the window mainframe for unitized strength and seal.
- B. Our interlocking sill-sash rail keeps the sash in place against the sill dam weather-strip when the window is under extreme wind-load stress.
- C. Our Q-Ion® compression gasket system straddles the sill rail when the sash is locked shut to add barriers and diversions for impressive water resistance.
- D. Comfort-Foam™ insulation increases thermal efficiency. CFC-free, environmentally-friendly Comfort-Foam means lower monthly fuel bills, energy conservation and reduced emissions released into the Earth's atmosphere.

Purchasing a window with no insulation would be like buying a refrigerator without insulation!



WHAT MAKES ELEMENTS THE BEST WINDOW?

Technology, engineering, craftsmanship, World Class robotic precision manufacturing, and people who care about every single window we make.

Endura-Force™ Balance System

Most people don't think about how their double-hung windows go up and down until there's a problem with their windows being noisy, hard to move, or just staying up. Our engineers designed the best for you so you'll never have to worry about these things.


Endura-Force is a Teflon®-coated heavy duty constant force balance system which uses a 3/4" steel band... much stronger than competitive 1/2" bands. Endura-Force provides a buttery smooth operation, will always support even the heavier triple-pane insulated sashes with the same amount of pressure, and will be durable for a lifetime. In addition, it features a thermally engineered housing that improves the thermal value of the window, keeps the coil clean and has a quiet Smooth & Easy™ operation. Because Endura-Force is maintenance-free it will give you decades of effortless, noiseless operation.

Traditional balance systems such as spiral balances or block and tackle balances depend on a string, a spring and pulleys. They are not as durable and their metal housings reduce the thermal efficiency of the window.

Endura-Force™
Teflon-Coated Stainless Steel

Endura-Force™ Teflon-coated AAMA class 3 stainless steel coil.

3/4-inch width is more durable and supports heavier sashes than competitors'.



Less expensive block and tackle balance hardware with old-fashioned string, metal spring and plastic pulleys.

K-BEAM™ COMPOSITE SASH RAIL Reinforced WITH KEVLAR®

(See page 2 for view of Sash Keeper Rail.)

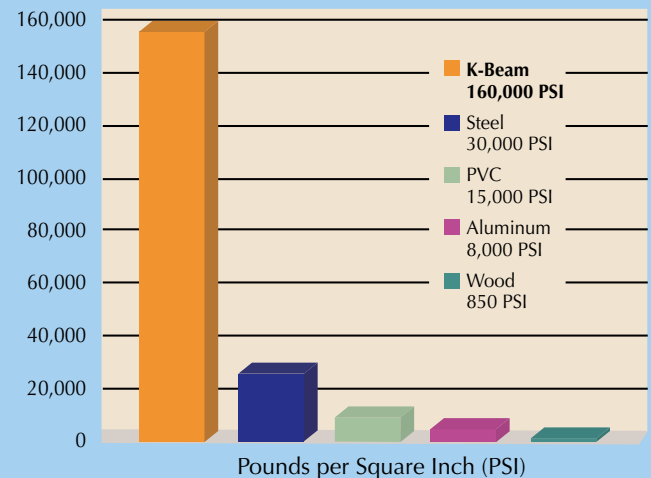
We reinforce the sash keeper rail in our double hung and slider windows with K-Beam.™ This unique composite material utilizes Kevlar fibers for additional strength, low thermal conductivity and extra energy efficiency. Most manufacturers of vinyl windows today use aluminum or steel to reinforce their vinyl, which also adds to the poor thermal properties of the metal. K-Beam assures maximum strength, energy efficiency and durability for the life of your home.



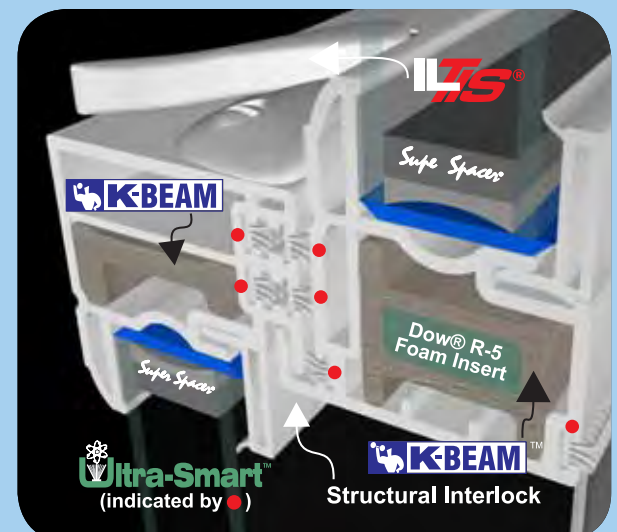
DuPont™
KEVLAR®

Patent-pending K-Beam features DuPont® Kevlar that is used to make bullet-proof vests and can be found in Mars Pathfinder ropes, U.S. Navy mooring ropes, jet engine shields, run-flat tires, safety gloves used in glass and metal factories, kayaks, skis, helmets, and racquets to name a few.

K-BEAM™ STRENGTH



K-Beam is over five times stronger than steel. It is also more than 700 times warmer than aluminum, which means that it blocks the transfer of heat and cold 700+ times better than aluminum. K-Beam also holds screw threads unlike fiberglass.



A U.S. patent is pending for use of K-Beam reinforcement at the meeting rail.

Ultra-Smart™
(indicated by ●)

Structural Interlock

THE SCIENCE OF MAKING ELEMENTS WINDOWS

STATE-OF-THE-ART WINDOW MANUFACTURING

Our state-of-the-art, automated robotics assembly lines eliminate opportunities for workmanship error. Studies have proven that every time a component is physically handled in fabrication, it adds one-tenth of one percent to the failure rate.

At Soft-Lite we dramatically reduce human handling in the manufacturing process through automation and robotics which allows us to minimize risk and increase the quality of the end product. The robotics equipment provides precise machine processing of each window. For you, this translates to complete peace of mind. You can have confidence that your windows are manufactured with the highest quality standards and will provide long-lasting durable performance.



Millions of dollars invested in brand-new German-engineered Stürtz automated equipment assures window fabrication is free of workmanship errors.



To ensure "perfection" both sashes are welded simultaneously. Prior to welding, sensors determine whether either sash is less than "perfect" ($\pm 1/32"$). If they are not perfect, both sashes are rejected automatically by the equipment.



Computer-controlled equipment eliminates workmanship errors, processes orders more quickly, and enables more time for assembly and inspection. This means quicker delivery of your order.

Elements® is a registered trademark of Soft-Lite L.L. C. and has a U.S. Patent #29/280/304 and Canadian Design #123683.

Elements Windows are designed and manufactured by Soft-Lite

This innovative window manufacturer's products have improved American homes since 1934. Don't just take our word for it — Soft-Lite has been recognized as one of the leading manufacturers of windows and doors in industry publications such as *Window & Door Magazine* and *Door and Window Manufacturer*. Soft-Lite products are Gold-Label certified by the American Architectural Manufacturers Association (AAMA) and also by the National Fenestration Rating Council (NFRC). Soft-Lite is an Energy Star partner, a joint program of the U.S. Environmental Protection Agency and the U.S. Department of Energy that recognizes energy efficient products and practices.

Elements Windows are sold and installed through an exclusive authorized Soft-Lite Retail Representative network.

Soft-Lite has selected one Retail Representative per region throughout its United States territories to sell and install Elements windows. These Retail Representatives have been chosen on the basis of integrity, product knowledge and professional installation, as well as service after the sale. All Elements Retail Representatives have met Soft-Lite's rigorous and exacting standards, and are fully certified in all aspects of Elements. An Elements Authorized Retail Representative is a person recognized in your region as one of the best in the business.



All Elements window installers are certified Installation Masters craftsmen, having passed an intensive training program.

Soft-Lite Lifetime Warranty

Our Lifetime Warranty is designed to protect your investment and our reputation. It guarantees that our windows will not rot, rust, warp, pit, corrode, or blister, and that our vinyl colors will remain true for the life of your home. Our Lifetime Warranty is non-prorated and is fully transferable. We also warranty all moving parts and the hermetically insulated seal against defects in materials or workmanship. Finally, we offer the ultimate in protection with a lifetime glass breakage rider for extra peace of mind.

DON'T JUST TAKE OUR WORD FOR IT...



Soft-Lite is an Energy Star Partner. Energy Star is a joint program of the U.S. Environmental Protection Agency and the U.S. Department of Energy helping us all save money and protect the environment through energy efficient products and practices. www.energystar.gov



Manufacturer of Certified Products

Soft-Lite products are Gold Label certified by the American Architectural Manufacturers Association (AAMA), the source of performance standards, product certification and educational programs for the window, door and skylight industry. www.aamanet.org



National Fenestration Rating Council®

Soft-Lite products are certified by the National Fenestration Rating Council. NFRC develops and administers comparative energy and related rating programs that serve the public. It provides fair, accurate and credible, user-friendly information on fenestration product performance. www.nfrc.org



Soft-Lite is a five-time winner of this award from *Window & Door Magazine*. In 2007, Soft-Lite was recognized for "Most Innovative Website." www.windowanddoor.net



Every year since 1996 Soft-Lite has been placed on the Top 100 Manufacturers' annual list. www.windowanddoor.net



In recognition of its dedication to excellence in using the Friedman ERP software system, Soft-Lite has established a web-based integrated ordering platform including Power Bids that delivers accurate quotes and quickens lead times. www.friedmancorp.com



Door and Window Manufacturer

Soft-Lite was profiled by this trade journal as a manufacturer who leads the industry in innovation, performance, and professionalism.



The Ohio Partnership for Excellence is a non-profit organization that uses the Malcolm Baldrige Criteria for Performance Excellence to continuously improve

manufacturing quality. Soft-Lite is a winner of the prestigious OPE "Commitment to Excellence" Award. www.ope.org



Soft-Lite is a member of the Efficient Windows Collaborative (EWC) in which members have made a commitment to manufacture and promote energy-efficient windows. www.efficientwindows.org



Soft-Lite is a Champion of Industry Award winner. www.championsaward.com



Elements™

*The window of the future
is here today.*

Unsurpassed overall performance.

Unparalleled quality.

Unequaled beauty.

Undeniably...the best.

Elements is available in your area only through an Exclusive Authorized Retail Representative.

No One Will Give You More.™

Printed by Knepper Press, an



© 2011 Soft-Lite L.L.C. Printed in U.S.A. Specifications subject to change without notice. All photos and illustrations are property of Soft-Lite L.L.C. unless otherwise indicated. Soft-lite® is a registered trademark of Soft-Lite L.L.C. Super Spacer® is a registered trademark of Edgetech I.G. Inc. Kevlar® and Teflon® are registered trademarks of DuPont®, Intercept® and SolarBan® SB70 XL® are registered trademarks of PPG Industries. Q-Ion® is a registered trademark of The Schlegel Group. Comfort-Foam™, UltraSmart™, Endura-Force™, Auto-Majik™ and K-Beam™ are trademarks of Soft-Lite L.L.C. Ultrafab® and Tri-Fin® are registered trademarks of Ultrafab, Inc. Ultra-Fresh® is a registered trademark of Thomson Research Associates, Inc.

Elements® is a registered trademark of Soft-Lite L.L.C. and has a U.S. Patent #29/280/304 and Canadian Design #123683.