



PATENTED ADJUSTABLE HINGE PLATE SYSTEM

Guardian's unique patented Adjustable Hinge Plate System offers built-in advantages unmatched in the industry

- Exclusive hinge plate adjusts up or down in or out.
- You get a tight fit without removing the door from its hinges

6 Unique Door Styles:

Ask About Our Special Pricing

GE6

G15

GE42

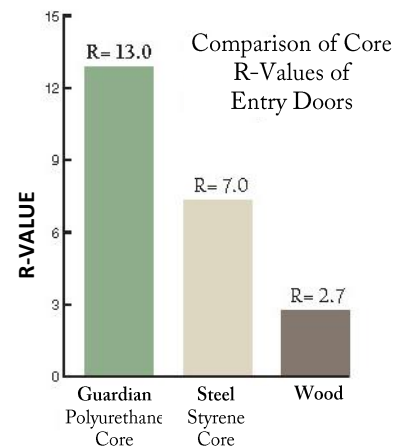
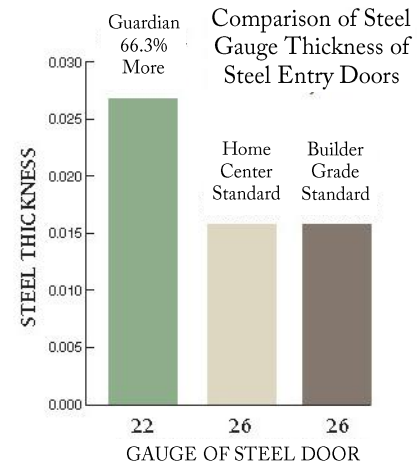
GE29

G21

G1



See The Benefits!



GUARDIAN[®]

ENTRY SYSTEMS

STEEL & FIBERGLASS DOOR FEATURES & BENEFITS


Two-Piece Unitized Steel Construction

All Guardian Steel Doors are Manufactured with a two-piece unitized construction for durability and strength. The heavy 22 gauge hot-dipped galvanized steel is 50% thicker than a standard steel door found at many home centers.



Energy Efficiency

All Guardian Steel Doors are fully insulated with an inner core of environmentally friendly polyurethane foam for a R-Value of 13.0, more than four times that of a wood door! A foam-filled interlock provides for a thermal break.



The Steel Edge Advantage

All Guardian Steel Doors feature an all steel-edge construction - there are no wood edges which can be cracked when force is applied. This gives you the best security rating in the industry.



A wood edge steel door cracks under force of one hit of a 100lb. Test weight.



All Guardian steel edge doors do not force open after 7 hits of a 100lb test weight for a Grade 40 Security Rating, best in the industry.

Stainable Steel Entry Doors That Welcome You Home:

You can have all the features of a Guardian steel door... the strength, durability, security and the patented adjustable hinge plus the deep, rich beauty of a textured wood-grain finish that looks and stains like real wood. That's Stainable Steel from Guardian!

Guardian Stainable Steel doors have a classic wood-grain texture deeply embossed directly into the steel facing.



Exclusive Slide-on Door Sweep

The slide-on bottom sweep seals out the weather and can be easily replaced.



Adjustable Riser

Thresholds with a riser can be easily adjusted with a screw driver to meet the weather strip on the bottom of the door to create a tight weather seal





Z-Series Sills

- Technologically Advanced Sills
- Durable, All-Composite Substrates
- Will Never rot


FrameSaver®

- Lifetime Warranty
- Won't Rot
- Finishes and Paints Like Wood



Ultimate Astragal

- Patented Three-Point Sealing System
- Keeps Water and Daylight outside



Weatherseals

- Durable and Dependable
- Now With Low-Wick Foam



Decorative ball bearing hinges to match lock hardware standard.

- Comes in 5 Decorative Finishes!!!



Mull Packs

- Error Free Systems Built to Spec
- Provides Greater Structural Integrity



T-nuts

T-nuts are used on door jambs for attachment of hinge screws. This keeps screws from stripping for years of trouble-free performance.



Steel Strike Reinforcing Plate

Guardian's optional steel strike reinforcing plate attaches behind the wood strike jamb for additional security.



- Field Proven
 - Over a decade of "non-rot" performance
- FrameSaver® Lifetime Warranty
 - Will not rot
 - Fully Transferable
- Finishes and paints just like wood
- Composite material is finer-jointed to wood for a perfect fit that maintains the frame's structural integrity
 - Extremely strong and durable
- Patented composite bottom won't absorb water so it won't rot
 - Won't wick water or swell
 - Rot never begins

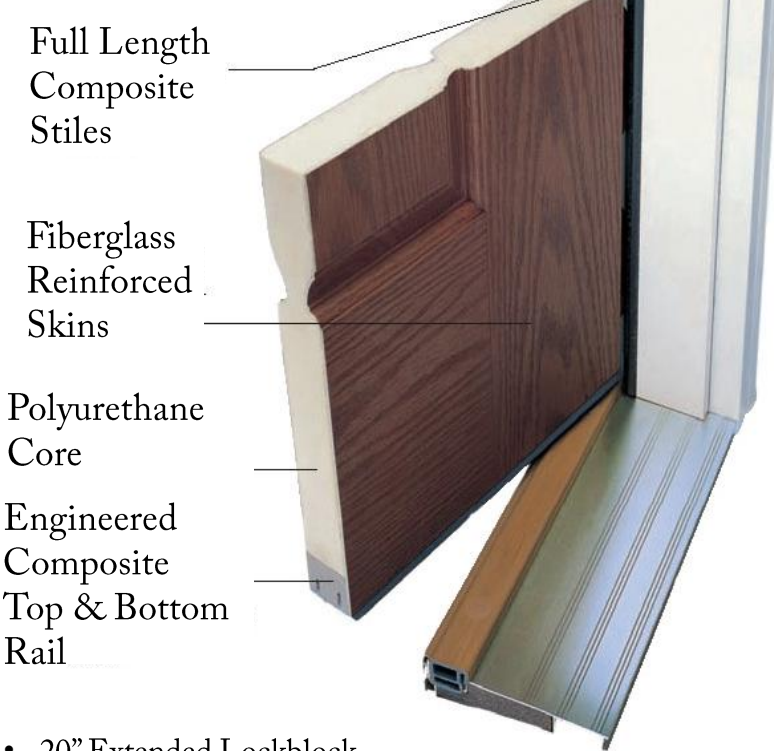


Hardware Options & Replacement Doors

Now there's an easy way to improve the looks, security and energy efficiency of your home. Welcome to Guardian steel replacement doors. Choose from many door styles and dozens of beautiful glasslite inserts. Enjoy the security that a steel door and frame can bring to your home. Guardian replacement doors prehung in a steel frame surpass the most stringent forced entrance security tests. Discover the energy-saving advantage of a door that seals as tight as a refrigerator with its magnetic weather-stripping and adjustable threshold.



Composite Fiberglass Door Construction



- 20" Extended Lockblock
- Environmentally Sound Polyurethane Foam Core



Steel Replacement Frame

The heavy duty 18 Gauge Steel Frame provides the highest security rating in the industry

Schlage Decorative Handlesets

Available in Lifetime Finishes in Bright Brass, Satin Nickel, Aged Bronze, Antique Pewter, and 10-year Antique Brass Finish



Schlage Locksets

Available in Lifetime Finishes in Bright Brass, Satin Nickel, Aged Bronze, Antique Pewter, and 10-year Antique Brass Finish



Schlage Georgian Knobset with single or double deadbolt

Schlage Accent Lever

Electronic keypad deadbolts can be paired with passage knobs, passage levels, and decorative handlesets.



Plymouth (LF Bright Brass)



Camelot (Satin Nickel)

Mail Slots



Decorative Pull Handle



Knocker-Viewers



Magnetic Kick Plate

