



Wood Series Collection

REPLACEMENT ~ REMODELING
HISTORIC ~ ARCHITECTURAL



TrimLine[®]
WINDOWS INCORPORATED

CONTENTS

Company Profile

Liberty Wood Series Collection 3-4

➤ Double Hungs 5-6

➤ Segmented & Half Round
Double Hungs 7-8

➤ Picture Windows 9

➤ Casements / Awnings 10

Options

➤ Freedom Frame 11

➤ Prime / Prefinish Options 12

➤ Grilles 13-14

➤ Double Hung Hardware 15

➤ Casement Hardware 16

➤ Brickmould 17-18

➤ Decorative Glass 19

➤ Screens 20

➤ Exterior Mullions 21

➤ Historic & Other Options 22

➤ Warm Edge Super Spacer 23

Performance Ratings 24

Contact Us 25

Warranty Information 26



TrimLine Windows, Inc., founded by Frank L. Zimmerman, is a third generation family owned company which has been manufacturing windows for nearly 50 years. Dennis J. Teeling has been Owner and President of the company since 1983 and continues to oversee daily operations. Located in suburban Philadelphia, TrimLine currently operates three manufacturing plants.

TrimLine specializes in the manufacture of Custom Aluminum Clad Wood and All Wood / cPVC (cellular PVC) windows with one of the broadest product lines in the replacement and remodeling industry. Our extensive product line includes double hung, casement, bay, bow, awning, picture windows, and sash replacement kits, as well as radius top, trapezoidal, and other architectural windows. Trimline features custom windows for replacement, remodeling, certified historic rehabilitation, and other large re-purpose projects. The four key product lines include the Legends Clad Series, Liberty Wood Series, Ultra-Fit Sash Replacement Kit Series, and the Architectural Series.

The Liberty Series is an all wood / cPVC window that is available in a full jamb, specifically designed for either a pocket insert replacement installation, complete tear-out or with nail fin for new construction. TrimLine's no-rot cPVC Freedom Frame System is a type of plastic that was engineered to imitate wood. The Freedom Frame mimics most of wood's virtues but gives you the "freedom" from keeping up with the maintenance that a wood window frame requires. cPVC can be cut, milled, nailed, shaped, and routed but unlike wood is nonporous and guards against warping, cupping, splitting, and rotting. The cPVC Frame system is weather resistant and has an ultra smooth surface for acceptance of a superior factory prefinish in virtually any color. A number of standard brickmoulding styles are available as well as custom profiles for certified historic rehabilitation projects. Custom radius head double hungs with True Divided Lites are also available to meet historic requirements.

Designed to maintain the architectural and historical integrity of any home or building, TrimLine also provides an array of architectural shapes that can be factory or field mulled with other Liberty Series products.



REPLACEMENT
∞
REMODELING
∞
HISTORIC
∞
ARCHITECTURAL

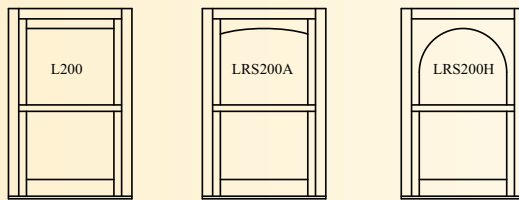
Product Description

*L200 / L200S	4 9/16" Replacement Frame No Brickmould
*L300 / L300S	Full Frame w/ Brickmould
LPW200	4 9/16" Replacement Picture Window No Brickmould
LPW300	Full Frame Picture Window w/ Brickmould
LRS400	Square Frame / Arch Sash
LRS500	Square Frame / Half Round Sash

Product Description

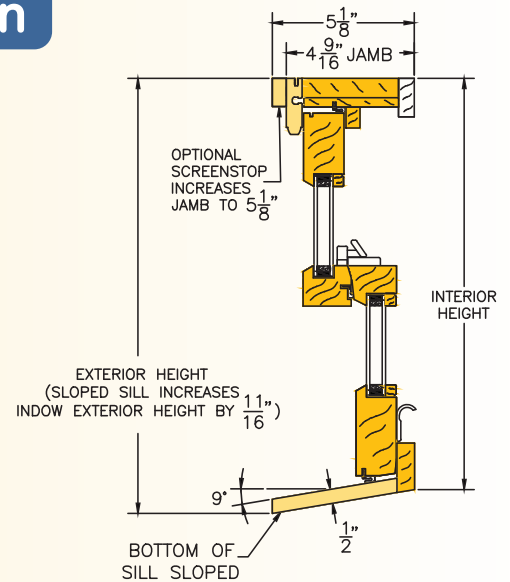
LRS400RB	Square Frame / Arch Sash w/ Radius Brickmould
LRS500RB	Square Frame / Half Round Sash w/ Radius Brickmould
LRF400	Arched Frame/ Arch Sash
LRF500	Half Round Frame / Half Round Sash
LRS200A	Square Frame / Arch Sash 200 Series
LRS200H	Square Frame / Half Round Sash 200 Series

Replacement / Sash Pocket Installation




Replacement / Sash Pocket Installation

- Insert Frame requires 4 9/16" sash pocket
- 1/2" Replacement sill
- No Brickmoulding
- Exterior height is 11/16" larger than Interior
- 9 degree sill slope
- Optional full or half screen available
- Primed Exterior Standard

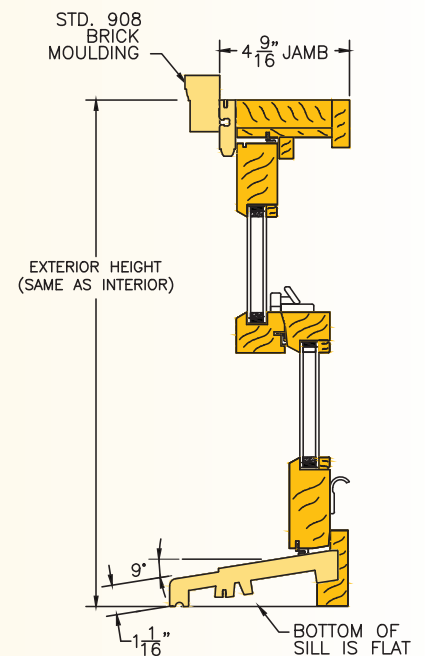


Remodeling or New Construction



Remodeling or New Construction

- Standard 4 9/16" jamb
- 1 1/8" sill thickness
- Choice of Brickmould Profiles
- Interior & Exterior frame height is the same
- Includes screen
- Available with optional Historic 1 3/4" Sill & 4" Bottom rail
- Frame accepts Snap-In Folding Nail Flange
- Primed Exterior Standard

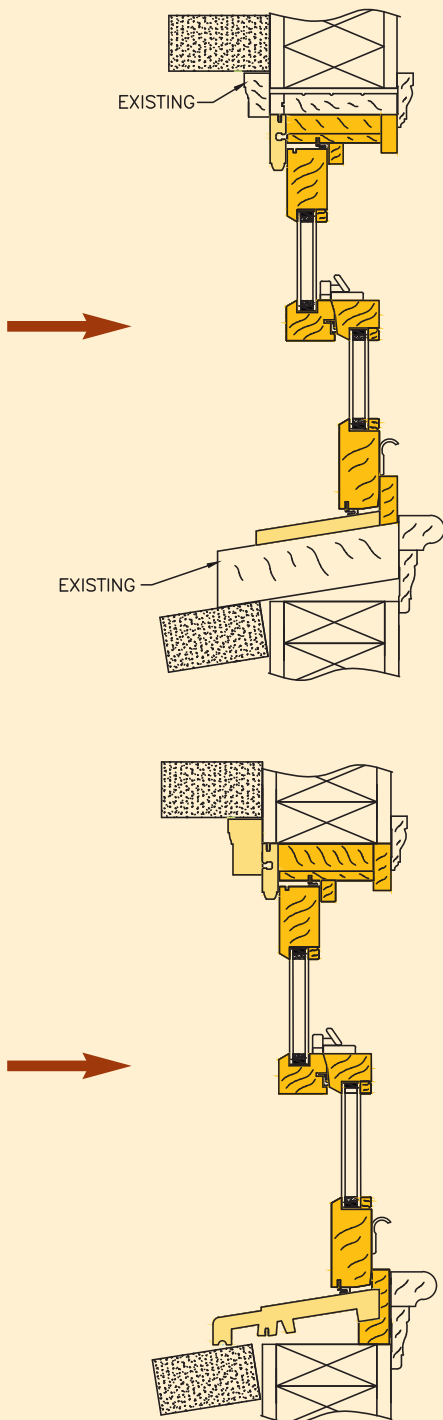


L200

Replacement / Sash Pocket Installation

Series L200 / L200S is available in custom sizes in 4 9/16" insert frame for sash pocket installation – No Brickmould

- Requires 4 9/16" sash pocket
- 9 degree sloped sill increases exterior height by 11/16"
- 1/2" Replacement sill thickness
- Installs from the exterior
- Optional 4" bottom rail
- Features No-Rot Freedom Frame



L300

Remodeling or New Construction

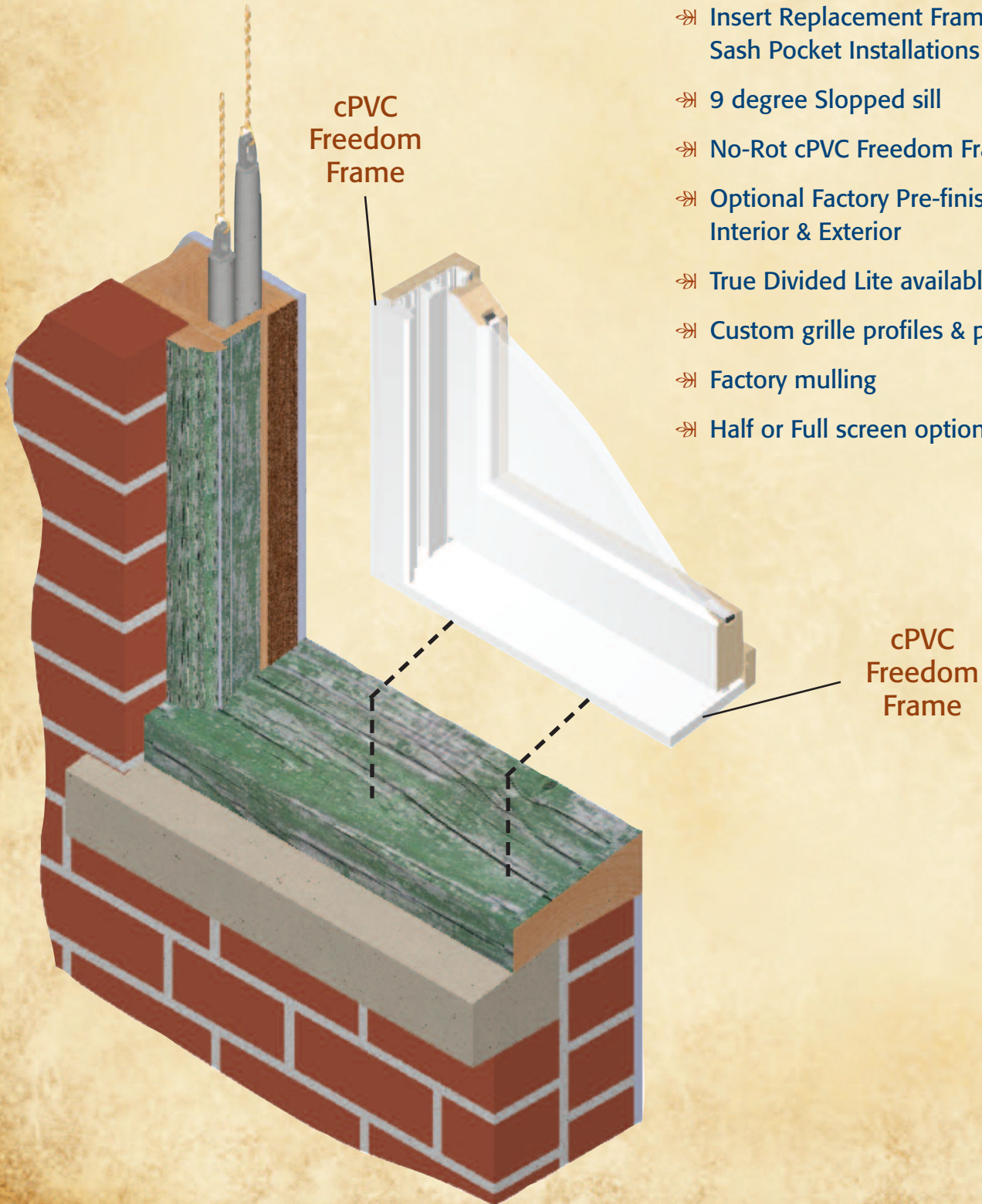
Series L300 / L300S available custom sized in 4 9/16" jamb for masonry or rough opening installation & with choice of Brickmould Style (see pages 17 & 18).

- Standard 4 9/16" jamb
- Bottom of sill is flat
- 1 1/8" sill thickness
- Interior and exterior height are the same
- Optional 4" bottom rail
- Available with optional 1 3/4" Historic sill nose
- Features No-Rot Freedom Frame

POCKET INSERT DOUBLE HUNG

L200

- Insert Replacement Frame for 4 9/16" Sash Pocket Installations
- 9 degree Slopped sill
- No-Rot cPVC Freedom Frame
- Optional Factory Pre-finished Interior & Exterior
- True Divided Lite available
- Custom grille profiles & patterns
- Factory mulling
- Half or Full screen option



REMODELING DOUBLE HUNG

L300

- For new openings or remodeling installations with complete frame "tear-out"
- 12 No-Rot cPVC Freedom Frame Brickmould styles to choose from or custom profile
- No-Rot cPVC Freedom Frame
- True Divided Lite available
- Applied extension jambs
- Custom grille profiles & patterns
- Factory mulling with Historic spread mull options
- Freedom Frame accepts Snap-in folding Nail-Flange
- Snap-Fit brickmould profiles available
- Optional Factory Pre-finish Interior & Exterior
- Factory mulling with continuous sill up to 12'

cPVC
Freedom
Frame

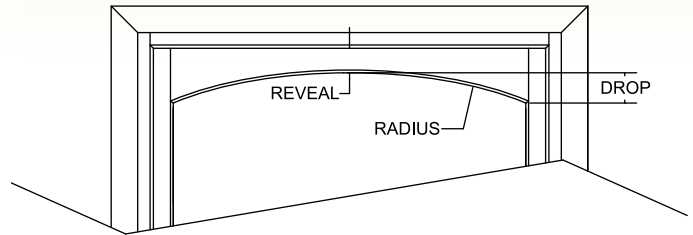


SEGMENTED ARCH

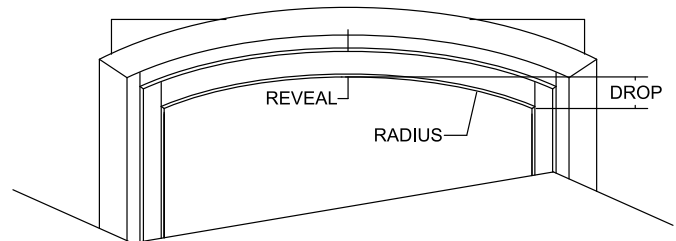
Custom cPVC & Wood for Replacement, Remodeling and Certified Historic Rehabilitation

- Pine or Mahogany
- Custom brickmould
- Replication of mullion details
- High Performance Glass
- True Divided or Simulated Divided Lite Systems
- Radius Casing
- Prefinishing

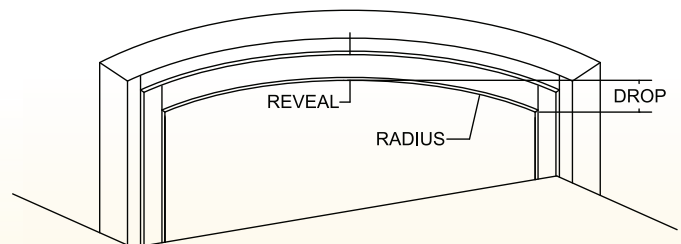
LRS-400
Square Frame /
Arched Sash



LRS-400RB
Square Frame /
Arched Sash
with Radius
Brickmould



LRF-400
Arched Frame
with Arched Sash



***For Curved Casing Options,
see page 22.**

*CNC milling
technology
ensures the
quality of
intricate designs
can be repeated
accurately.*

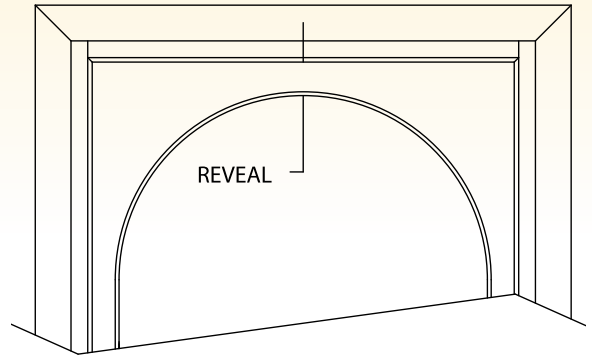
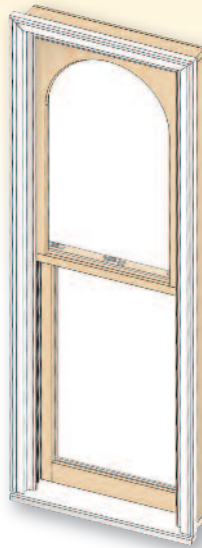


HALF ROUND

Custom cPVC & Wood for Replacement, Remodeling and Certified Historic Rehabilitation

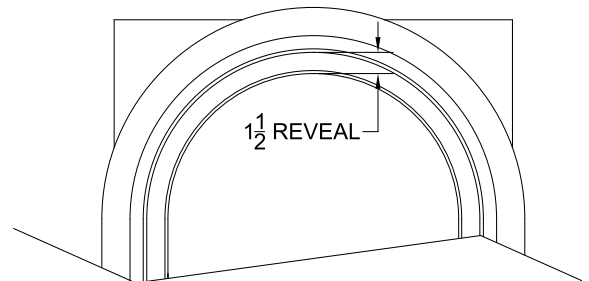
LRS-500

Square Frame /
Half Round Sash




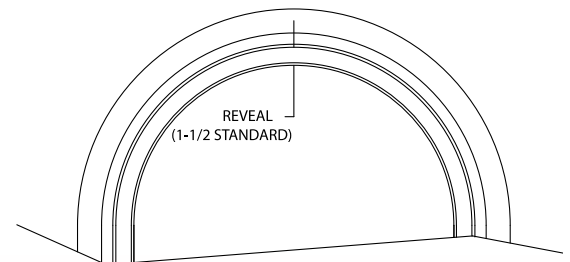
LRS-500RB

Square Frame /
Half Round Sash
with Radius
Brickmould



LRF-500

Half Round Frame
with Half Round Sash

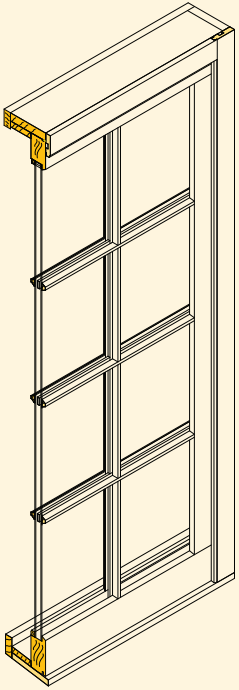


TrimLine's Liberty Wood Series products are used on Historic Certified Rehabilitation sanctioned by the National Park Service

A custom radius can be achieved to match existing openings by providing the drop and reveal or radius.

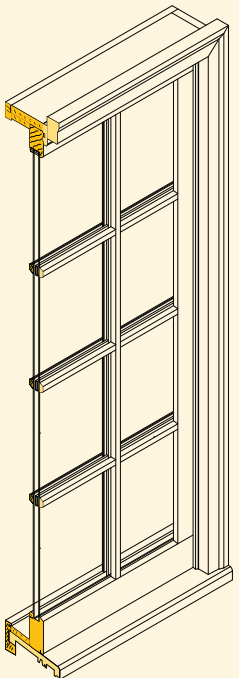
PICTURE WINDOWS

LPW200



**For Sash Pocket Insert
Installations**

LPW300



**For Complete Tear-Out
Installations or
New Openings**



Picture Windows can be mullied to Double Hungs, Casements or Awnings to create a variety of combination units that will suite any style home. Decorative Glass can also be used to create a unique look (see page 19 for designs).

CASEMENT / AWNING SERIES



LC4000 casement in optional solid mahogany interior with antique brass hardware and $\frac{5}{8}$ " wooden removable grille with snap-fit surround frame.



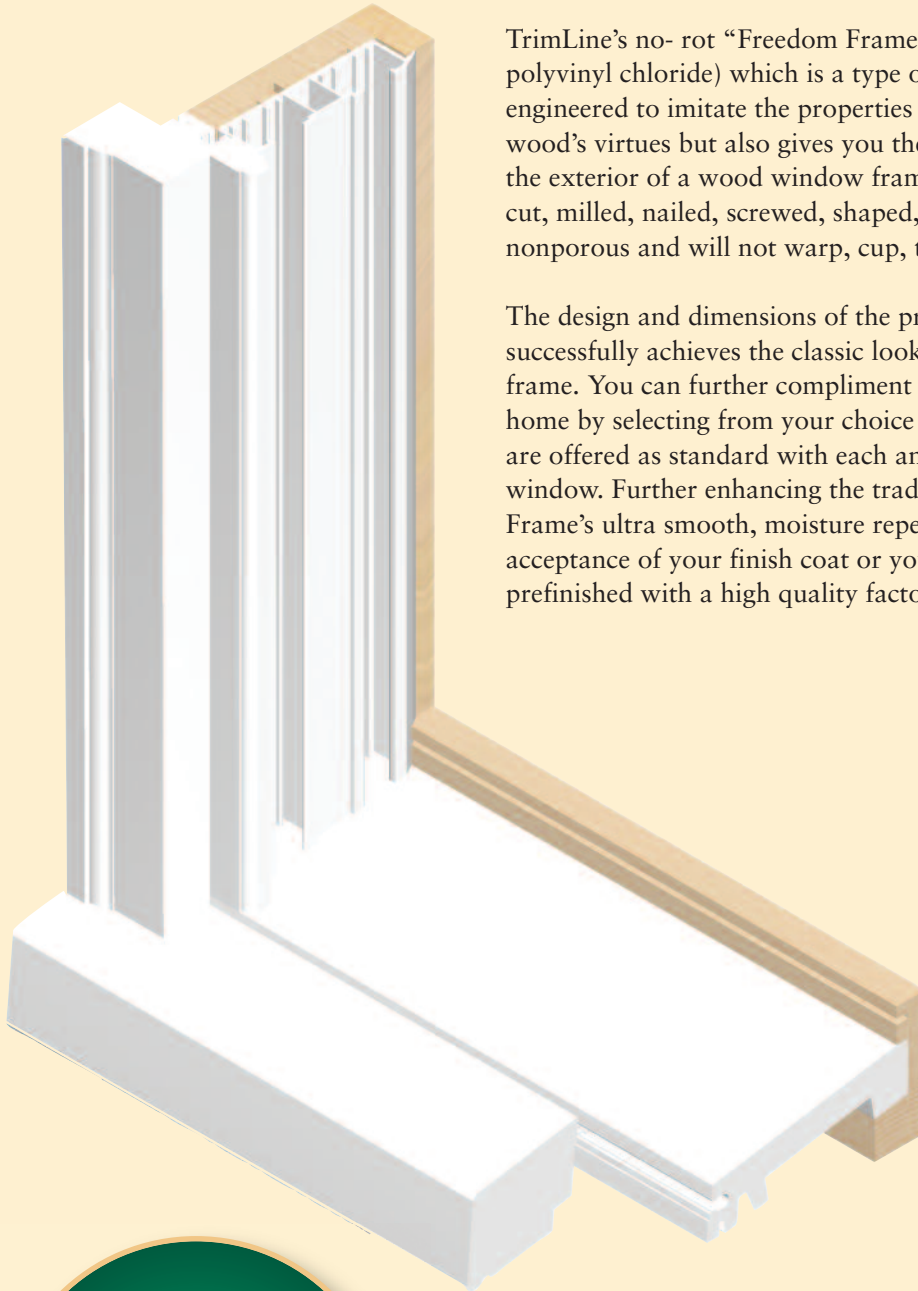
The concealed 2-bar "Washability Hinge" is tamper resistant and allows for quick and precise sash re-alignment within the window frame. The snap-ring detach feature also allows for quick sash removal. A nylon shoe slides along the stainless steel hinge track providing self cleaning action for longer life. Egress and 4-bar hinges are also available.

The multi-point locking system features a single lock handle conveniently located at the bottom of the sash for hard to reach windows. (Shown in brass finish)



The multi-point lockbar features adjustable self-locating lock points for maximum pull-in capability of the sash against the weather stripping to prevent water and air infiltration.

New and Improved – No-Rot cPVC Freedom Frame System



TrimLine's no-rot "Freedom Frame System" is made from cPVC (cellular polyvinyl chloride) which is a type of rigid plastic foam material that has been engineered to imitate the properties of wood. It not only mimics most of wood's virtues but also gives you the "Freedom" from all the maintenance that the exterior of a wood window frame routinely requires. The material can be cut, milled, nailed, screwed, shaped, routed and bent but unlike wood it is nonporous and will not warp, cup, twist, split, check or rot.

The design and dimensions of the profiles used in the Freedom Frame System successfully achieves the classic look and feel of a traditional wood window frame. You can further compliment the character of the window and your home by selecting from your choice of 15 exterior brick mould styles which are offered as standard with each and every style, shape and size Liberty series window. Further enhancing the traditional wood window look is the Freedom Frame's ultra smooth, moisture repellant surface which is pre primed ready for acceptance of your finish coat or your Liberty window can be ordered prefinished with a high quality factory applied finish in virtually any color.

Physical Characteristics

The ability to bend and shape cPVC enables its use in a variety of processes and applications...and like wood, it can be cut, nailed, shaped, routed and bent.

Unlike wood, however, cPVC is nonporous and is impervious to water and therefore will not warp, split, twist, check or decay.

Low Maintenance

cPVC is resistant to weathering and unlike wood is impervious to water and therefore will not absorb moisture, which is the main cause for repainting and repairing wood. Moisture absorption makes wood swell and with subsequent drying, expansion and contraction, it is what causes paint to peel, flake, and crackle.

Fire Properties

cPVC is typically very difficult to ignite and tends to self-extinguish when not in a directly applied flame.

Green Fact:
cPVC products
are recycleable
at the end of their
useful lives

Shown with optional 1 3/4" Historic sill and 908 brickmould.

WOOD SPECIES & FINISHING OPTIONS


All wood components are milled to precision and treated with a wood preservative and are paintable or stainable to match your existing woodwork and room décor.

Factory Priming and Prefinishing Available

- Standard Primed Exterior
- Optional Primed Interior
- Optional Prefinished Interior and Exterior



Mahogany



Pine
(Standard)



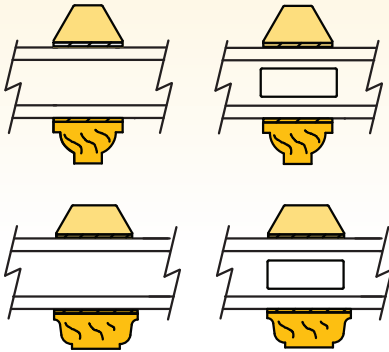
At the heart of Trimline's prefinishing process is the Prime Heat HalCon curing tunnel which uses halogen short wave heating elements to convert electrical energy into infrared, which penetrates deeper and faster into the finish coating thereby promoting a more durable and consistently smoother finish by curing from the inside out.

Green Fact:
Non-hazardous
by EPA does not
contain lead or
chromates.

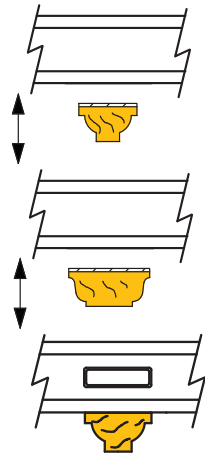
TrimLine Windows utilizes a high-performance Hydro-Flex PIR (Heat Reflective) polyurethane top coat formulated with heat reflective pigments and adhesion promoting additives to provide outstanding coverage, excellent durability and minimizes heat gain on dark colors. Virtually **ANY** custom color is available.



GRILLE OPTIONS



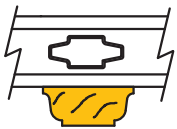
5/8" or 7/8" applied exterior extruded cPVC muntin with applied or removable wood interior grille; optional bronze spacer bar also available.



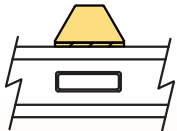
5/8" Removable Interior Wood Grille

7/8" Removable Interior Wood Grille

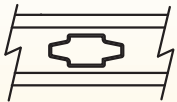
5/8" Combination Interior Wood Grille with 5/8" flat aluminum in-glass grille



7/8" Combination Interior Wood Grille with 3/4" profile aluminum in-glass grille



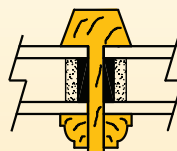
5/8" Flat in Glass grille with an extruded cPVC 5/8" exterior grille



3/4" Profile in-glass grille



5/8" Flat in-glass grille



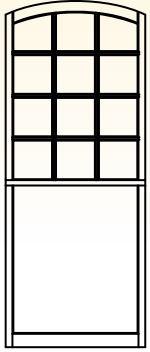
1 1/8" True Divided Lite



GRILLE PATTERNS

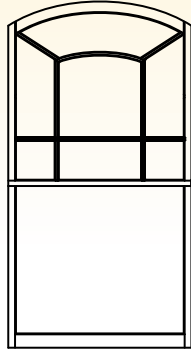
Available In-glass & SDL Permanent Grille Only (5/8" or 7/8)

Colonial*

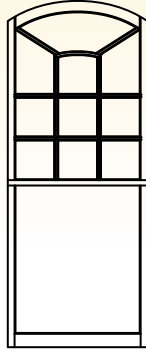


12L

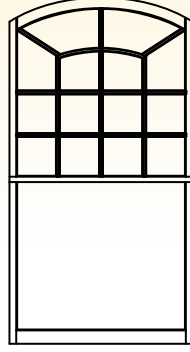
Renaissance



7L



10L

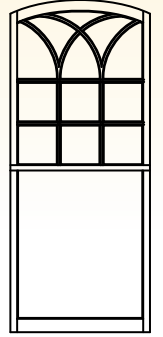


14L

Gothic

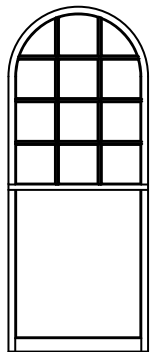


7L



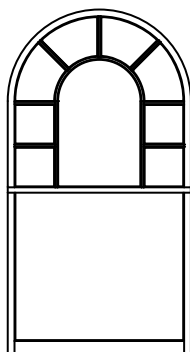
12L

Colonial*

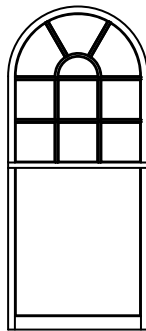


12L


Palladian



9L

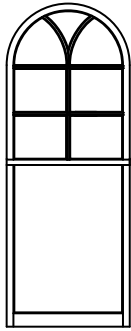


10L

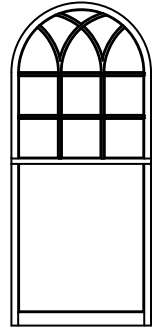


14L

Gothic



7L



12L

**Internal Bronze spacer bar available only in Colonial pattern.*



DOUBLE HUNG HARDWARE STYLES & COLORS

Traditional



Oil Rubbed Bronze



White



Beige



Bronze



Chrome



Antique Brass



Brass

Restoration



Antique Brass



White



Beige



Bronze



Chrome



Oil Rubbed
Bronze



Brass

Vintage



Polished Brass



Satin
Chrome



Polished
Chrome



Satin Brass



Oil Rubbed
Bronze



Antique Brass



Satin Nickel

E-Z Tilt Sash Release Latches

EZ Tilt sash with locking pivot shoe for safe, easy cleaning and sash removal.



Routed Finger Lift Option



CASEMENT HARDWARE FINISHES

Standard Colors



White



Earthtone



Beige

Architectural Finishes



Chrome



Brass




Antique Brass



Oil Rubbed Bronze



Brushed Nickel



Brushed Chrome



The operator handle and cover system is available in a choice of three standard colors shown above or six new architectural finishes. System features as standard a folding handle, which seems to virtually disappear as it nests comfortably in the elegant zinc cast removable operator cover.

Freedom Frame Brickmould Options

 <p>908 w/ Folding Nail Fin</p>	 <p>908 NF w/ Integral Nail Fin</p>	 <p>908 JNF w/ Integral J-Channel and Nail Fin</p>	<p>cPVC Snap-On</p>  <p>908-S</p>
 <p>Colonial 5/4 x 3 1/4"</p>	 <p>Williamsburg 1" x 3 1/2"</p>	 <p>5/4 x 2" Flat</p>	 <p>Colonial-S</p>
 <p>5/4 x 3 1/2" Flat</p>	 <p>5/4 x 3 1/2" w/ Integral J-Channel & Nail Fin</p>	 <p>5/4 x 3 1/2" Fluted</p>	 <p>Lexington-S</p>

Wood Brickmould Options



WP 908
5/4 x 2"




Lexington
5/4 x 3 1/2"



5/4 x 2" Flat



Bullnose
1 7/16" x 1 1/2"



Fairmount
5/4 x 2"




Hartford
1 5/8" x 1 1/4"



Beaded
5/4 x 2"



Jefferson
1 5/8" x 1 3/8"




Richmond
1 7/16" x 1 3/4"

DECORATIVE GLASS OPTIONS

All decorative art glass panels are triple insulated for added warmth and energy savings; sealed between two sheets of clear annealed glass the leaded / beveled panel insert is permanently protected from damage and dirt.

Aberdeen



Madison



Dover



Chicopee



Lexington



Raleigh



Newport



Monticello



Aspen



Pueblo



Concord



Princeton



Carmel



Greenwich



Juneau



Williamsburg



Hartford



Scarsdale



Monterey



St. Helens




Mt. Vernon



Hyannis



Joliet



St. Augustine



**Tempered bronze, grey and green tinted glass is available on all product lines as well as laminated glass for security, safety and sound control, to keep more of the noise outside.*

SCREEN OPTIONS


Standard Full Screen for maximum top/bottom ventilation. Optional half screen also available.

Both screen systems standard with 18 x 16 charcoal fiberglass screen cloth or optional wire screen mesh.



Optional Interior Sliding Half Screen available to satisfy Historical Requirements (Furnished with a Routed Finger Lift Option only).



Caseмент Screens
Now Available
in Pine or Mahogany
finish. Ready for
paint or stain.



Mahogany



Pine

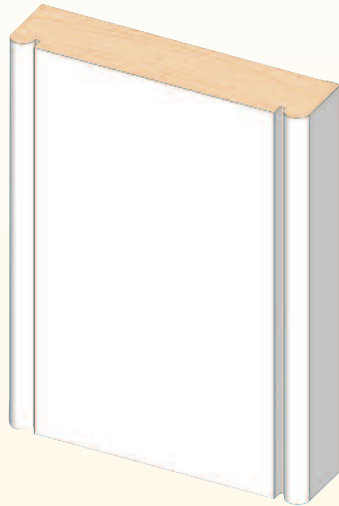
Standard screen frame colors are available in your choice of Black, White, Earthtone, Hunter Green, Bronze, Gold, and Beige

EXTERIOR MULLION COVERS




2 1/4" Flat


(Standard zero clearance)



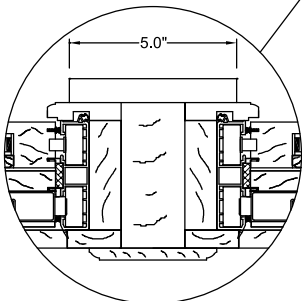
4 1/2" Beaded



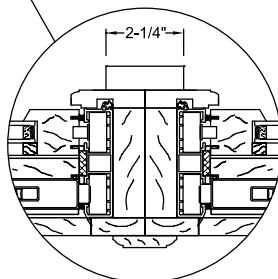
6" Fluted



To achieve the simulated look of authentic weight boxes at the center mullion, multiple units can be combined with an exterior spread mullion cover.



4" - 9" MULL AVAILABLE
(5" SHOWN)



STANDARD ZERO
CLEARANCE MULLION

Jambliner

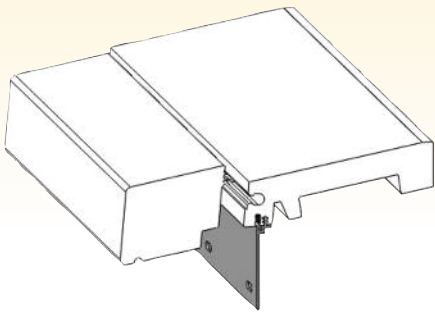
Vinyl jambliners are available in beige or white.



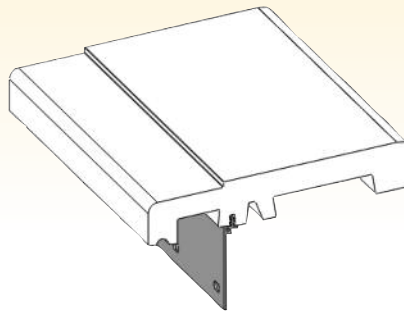
Multiple lite units up to 144" will have a continuous sill.

HISTORIC OPTIONS

Historic Sills

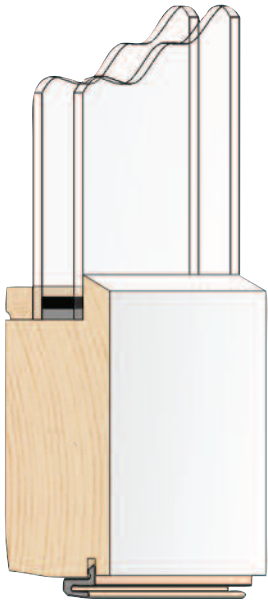


Optional 1 3/4" Sill Nose

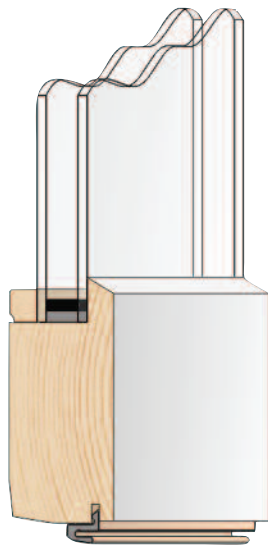


Standard 1 1/8" Sill Nose

Historic Rails



Optional 4" Bottom Rail



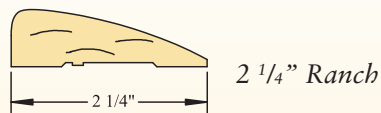

Standard 3 1/4" Bottom Rail



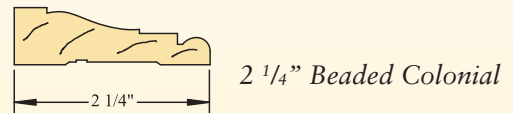
All Liberty Wood Series products are available natural wood in pine or mahogany in lieu of cPVC Freedom Frame.

OTHER OPTIONS

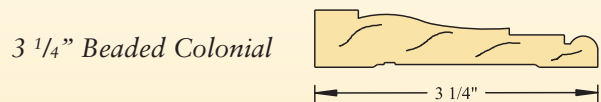
Curved Casings



2 1/4" Ranch



2 1/4" Beaded Colonial



3 1/4" Beaded Colonial

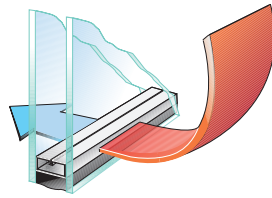
One piece interior arch casings are available in 2 1/4" wide Ranch style or Beaded Colonial in both 2 1/4" and 3 1/4" widths.

WARM EDGE SUPER SPACER


Super Spacer®

- 100% Structural Foam
- Contains No Metal
- Extreme dual-seal Durability
- TrueWARM® Technology
- Advanced multi-layer vapor barrier structure
- 3/4" Insulating Glass

Heat flows from where it's hot to where it's not



Conventional Spacer



NO-Metal Foam Spacer

FACT:
Lowest Stress System

Metal Spacers

Metal spacer is rigid.
Seal stress results in seal failure

NO-Metal Super Spacer®

Flexible spacer resists stress.
No seal failure

Warm Edge refers to the type of spacer material used to separate the panes of glass in an insulating unit. Many of today's energy efficient windows offer glass packages touting "Warm Edge Technology." The problem is these new windows often use thermally conductive metal-based spacers in their insulating glass systems. The world's only True Warm® edge occurs with Super Spacer®, an insulating foam spacer whose use allows for comfortable humidity levels and the least likelihood of condensation and mold growth, the occurrence of which has more and more been linked to a myriad of health problems.

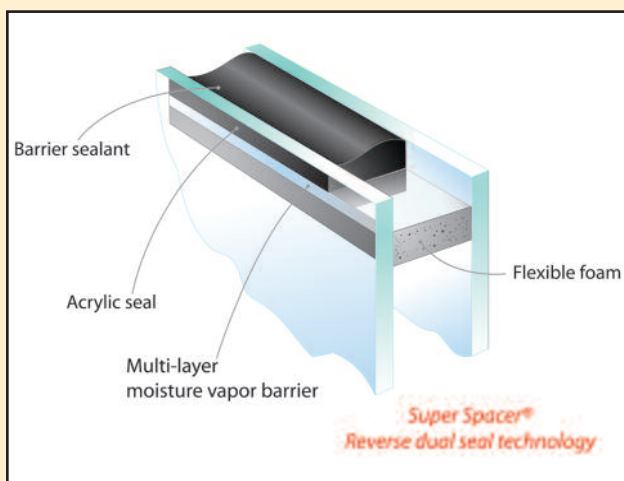
Keep moisture off the glass with the warmest inside surface temperature possible.



Trimline's Comfort Plus Low E Glass regulates your home's temperature to help keep you cool when it's hot and warm when it's not.

Homeowner Benefits

- Increased comfort – any climate, any season
- Reduced heating and cooling bills
- Protection from damaging UV rays that can fade carpets, walls and furniture
- Color – neutral for crisp, clear views
- Helps keep indoor humidity at comfortable and healthy levels by keeping glass warmer, which in turn minimizes health issues from mold and mildew
- Virtually eliminates condensation
- Helps homes stay cooler in the summer & warmer in the winter
- When combined with double strength glass Super Spacer® substantially reduces outside noise.



Size Limitations					
	Min. Width	Min. Height	Max Width	Max Height	Max U.I.
Double Hung	14"	24"	48"	84"	132"
Single Hung	14"	24"	54"	96"	132"
Picture	14"	14"	84"	96"	156"

AAMA & NFRC

NFRC Thermal Performance						AAMA/NWDA 101/I.S. 2-97 Structural Performance			
U-Factor		SHGC		V.T.		CRF	Air Infiltration cfm/ft ²	Design Pressure	Performance Class-Grade
Grids		Grids		Grids					
None or <1"	with TDL	None	with TDL	None	with TDL				

LIBERTY SERIES

DOUBLE HUNG

L200 L200A L200H	Clear	.45	.47	.55	.43	.57	.44	43	.03	DP-40	R-40
	Low E Argon	.29	.34	.27	.22	.49	.38	57			
L300 LRS400 LRS500 LRF400 LRF500	Clear	.45	.47	.53	.42	.56	.43	43	.08	DP-35	LC-35
	Low E Argon	.29	.34	.27	.24	.48	.37	57			

PICTURE WINDOW

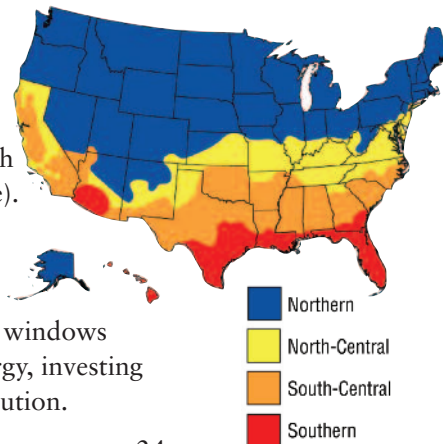
L200PW	Clear	.44	.46	.59	.47	.62	.48	45	< .01	DP-40	CW-40
	Low E Argon	.27	.32	.30	.24	.53	.42	61			
L300PW	Clear	.44	.46	.57	.45	.60	.47	45	< .01	DP-40	CW-40
	Low E Argon	.27	.32	.29	.23	.52	.40	61			

ULTRA-FIT

Heritage Federal Presidential Congressional	Clear	.47	.48	.53	.42	.56	.43	43	ASTM E330 - NO GLASS BREAKAGE ASTM E547 - NO WATER LEAKAGE		
	Low E Argon	.30	.35	.27	.21	.48	.37	57			

Knowing the Facts About Energy Star – U-Factor (U-Value)

Energy Star windows reduce household energy bills by 7-15 percent. The rate of heat loss through a window is determined by the U-Factor (U-Value). The lower the U-Value number, the better the insulating properties. In the same spectrum, the better the insulating properties, the more money will be saved on heating and cooling costs. When windows account for almost one-quarter of household energy, investing in Trimline's Ultra-Fit product line is a perfect solution.



Climate Zone	Windows		
	U-Factor ¹	SHGC ²	
Northern	≤0.30	Any	Prescriptive
	≥0.31	≥0.35	Equivalent Energy Performance
	≥0.32	≥0.40	
North-Central	≤0.32	≤0.40	
South-Central	≤0.35	≤0.30	
Southern	≤0.60	≤0.27	

¹ BTU/h.ft².°F

² Fraction of incident solar radiation

Contact Us

Located in suburban Philadelphia, Trimline Windows has been manufacturing quality custom clad wood and all wood windows for use in replacement, remodeling and historically certified rehabilitation projects for nearly 50 years. Trimline offers one of the broadest product lines in the replacement window and remodeling industry.

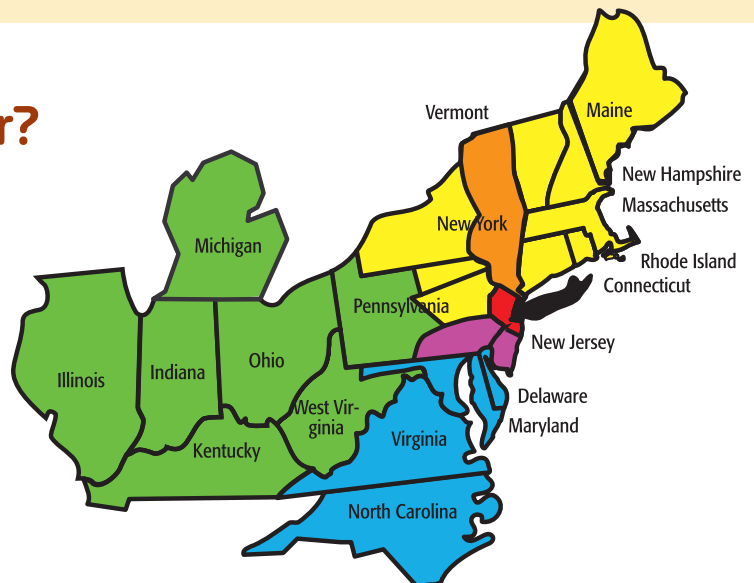


Need Help Finding a Dealer?

We're here to help you!

800.213.6100

trimlinewindows.com



TRIMLINE WINDOWS, INC.

NONPRORATED, LIMITED 10/20 YEAR WOOD WINDOW WARRANTY

Trimline Windows, Inc. warrants its Legends Clad Wood, and Liberty All Wood/cPVC windows and Ultra-Fit Sash Replacement kits to be free from material defects for the period(s) as set forth below:

WHO IS COVERED

This limited warranty extends to the original purchaser of the window for the period(s) as described below from the purchase date of the window.

WHAT IS COVERED

The vinyl and aluminum extrusions and wood components used in the window are warranted to be free from defects under normal use and service and are warranted not to pit, rot, rust, flake, corrode, peel or blister for ten (10) years from date of purchase.

The insulating glass is warranted against defects resulting in material obstruction of vision from film formation, dust collection or moisture collection within the sealed glass for twenty (20) years from date of purchase, non square and decorative/leaded insulated glass is warranted for five years.

The hardware and other components or accessories are warranted against defects under normal use, care and cleaning for ten (10) years from date of purchase.

Repairs of any defects that arise or become manifest after the expiration of the warranty period are not the responsibility of Trimline Windows, Inc.

WARRANTY CLAIM PROCEDURE

Any claims of defects under this warranty are to be made in writing to Trimline Windows, Inc., Ginkgo Industrial Park, 50 Louise Drive, Ivyland, PA 18974, Attn: Warranty Claim Dept. Claims should be made within ten days of the discovery of the suspected defect. Included with the claim must be a copy of this warranty showing installing contractor's name and date of installation and proof of original purchase date.

If the windows are found to be in nonconformance with the terms of this warranty, Trimline Windows, Inc. agrees, at its option, to repair or replace the defective part(s). Field service costs to repair or replace defective part(s) will not be charged by Trimline Windows, Inc. for a period of one year following the date of original purchase. After the first year Trimline Windows, Inc. will not be responsible for any field service labor or transportation costs incurred in the repair, removal, replacement, installation of the window or any window component. Service calls will be charged at the then prevailing rate for labor and mileage.

REPLACEMENT PARTS

Trimline Windows, Inc. reserves the right to discontinue or change any of its products or the parts utilized in any of its products at its sole discretion. If any window product or component originally installed in the building is not available at the time of any claim by you under this warranty, Trimline Windows, Inc. reserves the right to substitute any other model or component as a replacement.

EXCLUSIONS

Trimline Windows, Inc. does not warrant installation or claims caused by installation. This warranty covers manufacturing defects only and does not include damage or defects due to normal weathering, fading, accidents or intentional damage, hail, lightning, flood, fire, acts of God, building settlement or structural failure, chemical pollutants, mildew, improper maintenance, vandalism or any other cause beyond the control of Trimline Windows, Inc. This warranty does not cover windows where the cladding has been painted, varnished or coated with any substance by the consumer.

Broken glass and screens are not covered.

This warranty covers glass imperfections as described in Federal Government Glass Specifications DD-04516.

Condensation of moisture on the exterior surfaces of the sealed glass in the window may occur as a natural result of excessive humidity within the building area. Changes in interior and exterior temperatures may also cause condensation. It does not indicate a window defect and is not covered by this warranty.

THE MANUFACTURER WILL HAVE NO LIABILITY BEYOND REPAIR OR REPLACEMENT AND EXPRESSLY WILL HAVE NO LIABILITY FOR ANY LOSS OF TIME, INCONVENIENCE, LOSS OF USE, PERSONAL INJURY, PROPERTY DAMAGE, OR ANY OTHER INCIDENTAL OR CONSEQUENTIAL DAMAGE. THIS WARRANTY IS THE ONLY ONE WHICH THE MANUFACTURER MAKES AND IS EXPRESSLY IN LIEU OF ANY OTHER EXPRESS OR IMPLIED WARRANTY INCLUDING THOSE OF MERCHANTABILITY OR FITNESS FOR A PARTICULAR PURPOSE AND THE PROVISIONS OF THIS WARRANTY ARE THE EXCLUSIVE REMEDY OF THE PURCHASER. EXCEPT THROUGH WRITTEN AGREEMENT FROM THE MANUFACTURER, NO REPRESENTATIVE HAS ANY POWER OR AUTHORITY TO MAKE ANY ALTERATIONS TO THIS WARRANTY OR ANY PROMISE OR REPRESENTATIONS OTHER THAN THOSE CONTAINED IN THIS WARRANTY. THIS WARRANTY CONTAINS THE ENTIRE AGREEMENT BETWEEN THE PARTIES.

Some states do not allow limitation on how long a warranty lasts or the exclusion of incidental or consequential damage, so the above limitation or exclusions may not apply to you. This warranty gives you specific legal rights and you may have other rights which vary from state to state. This warranty shall be governed by the laws of the Commonwealth of Pennsylvania.

DEALER _____

DATE OF INSTALLATION _____

ADDRESS OF INSTALLATION _____

PURCHASER _____

REGISTRATION # _____




TrimLine[®]

WINDOWS INCORPORATED

trimlinewindows.com

Distributed Locally By:



Trimline Windows, Inc. reserves the right to make changes in construction or design without notifying holders of detail catalogs.